

## Palmarès détaillé des équipes / Full team results

### SAINT BRIEUC

#### REGION DR EQUIPE GAF

25/05/2013 au 26/05/2013

Fédération Française  
de Gymnastique

R0052405.23643.00

JURY D et E

2405

### Circuits Educatifs honneur Benjamines


### FINALES

Club / Association Ville / Town					Pen.	Total Score
<b>1 LAQUIMPEROISE</b>						
FRA <b>QUIMPER</b>	<b>58.150</b>	<b>55.050</b>	<b>56.550</b>	<b>56.950</b>		<b>226.700</b>
LE GOFF Celia	19.400	18.200	<u>19.300</u>	19.000	(2)	75.900
KEROUE Noan	19.400	18.600	18.350	19.000	(3)	75.350
RENEVOT Mathilde	19.300	18.250	18.300	18.950	(7)	74.800
BARRE Bianca	19.300	17.950	18.450	18.800	(9)	74.500
LAUDEN Norah	19.350	17.800	18.800	18.450	(10)	74.400
<b>2 FOYER CULTURE ET LOISIRS - Section GYMNA</b>						
FRA <b>BRIEC</b>	<b>57.550</b>	<b>55.150</b>	<b>54.150</b>	<b>55.950</b>		<b>222.800</b>
FIQUEMOMathilde	19.250	18.750	18.450	18.400	(6)	74.850
BOEFFARDMaiwenn	19.050	17.700	18.050	18.950	(16)	73.750
LEVENEZ Lena	19.150	17.650	17.650	18.500	(27)	72.950
PHILIPPE Lenais	19.050	18.700	16.250	18.500	(36)	72.500
CARIOU Pauline	19.150	17.550	15.350	17.700	(78)	69.750
<b>3 CLUB OLYMPIQUEPACEEN</b>						
FRA <b>PACE</b>	<b>57.500</b>	<b>53.800</b>	<b>56.000</b>	<b>55.500</b>		<b>222.800</b>
HAUTIERE Carla	19.250	18.500	19.000	18.500	(4)	75.250
BALEMBITS Marie	19.000	18.200	19.050	18.700	(5)	74.950
LE POTIER EVA	19.100	17.100	17.950	18.300	(37)	72.450
DEVOS Faustine	19.150	17.100	16.950	17.400	(68)	70.600
<b>4 LAQUIMPEROISE</b>						<b>Equipe 2</b>
FRA <b>QUIMPER</b>	<b>57.000</b>	<b>55.100</b>	<b>55.300</b>	<b>55.150</b>		<b>222.550</b>
FORICHER Flavie	19.100	17.900	18.450	18.650	(12)	74.100
QUERE Margot	18.900	18.500	17.800	18.300	(20)	73.500
AUBARD Jade	18.800	17.600	18.500	18.100	(25)	73.000
LE NAOUR Ambre	19.000	18.100	17.400	18.200	(29)	72.700
BLOQUET Oceane		18.500	18.350	17.700	(140)	54.550
<b>5 CLUBGYMNIQUEBANNALECOIS</b>						
FRA <b>BANNALEC</b>	<b>57.500</b>	<b>54.500</b>	<b>54.250</b>	<b>55.650</b>		<b>221.900</b>
LE DIOURON Enola	19.250	18.800	18.850	17.900	(8)	74.800
SOMARE Halima	19.200	18.200	17.050	18.500	(26)	72.950
COROLLER Manon	19.000	17.500	17.700	18.650	(28)	72.850
LE POULICHET Lena	19.050	16.700	17.700	18.500	(47)	71.950
<b>6 CLUBGYMNIQUEFOUESNANTAIS</b>						<b>Equipe 2</b>
FRA <b>FOUESNANT</b>	<b>58.000</b>	<b>54.700</b>	<b>54.300</b>	<b>54.250</b>		<b>221.250</b>
GOULARD Sterenn	19.200	17.150	18.400	18.550	(22)	73.300
LE DUNFF Iona	19.250	17.800	18.000	18.150	(23)	73.200
LE SAEC Sibylle	19.450	<u>19.000</u>	17.900	16.000	(39)	72.350
COSQUER Lauryne	19.300	17.900	16.850	17.550	(55)	71.600

souligné = meilleur total

\_GENEQU\_GAF.RPT du 25/05/2013 - 5.4.010 LOCAL - mono -

validé le samedi 25 mai 2013 à 20:34 - 1/6



## Palmarès détaillé des équipes / Full team results

### SAINT BRIEUC

#### REGION DR EQUIPE GAF

25/05/2013 au 26/05/2013

Fédération Française  
de Gymnastique

R0052405.23643.00

JURY D et E

2405

### Circuits Educatifs honneur Benjamines


### FINALES

Club / Association Ville / Town					Pen.	Total Score
<b>7 LANESTER GYMNASIQUE</b>						
FRA <b>LANESTER</b>	<b>57.600</b>	<b>53.900</b>	<b>55.000</b>	<b>54.500</b>		<b>221.000</b>
PAILLER Mila	19.300	18.050	18.000	18.650	(14)	74.000
TANGUY Maelle	19.150	18.250	18.550	17.700	(19)	73.650
BE Morwenna	19.100	17.600	18.450	18.000	(24)	73.150
CREC'HRIOU Anouk	19.150	16.800	18.000	17.850	(51)	71.800
THINET Louise	19.050		16.450	17.500	(143)	53.000
<b>8 ASSOCIATION SPORTIVE ARTISTIQUE LOISIRS</b>						
FRA <b>LORIENT</b>	<b>57.950</b>	<b>53.350</b>	<b>54.600</b>	<b>54.750</b>		<b>220.650</b>
SYZ Erell	<u>19.500</u>	18.450	19.250	18.900	(1)	<u>76.100</u>
LE PIHIVE Laurine	19.150	17.450	18.300	17.700	(32)	72.600
DANIEL Lea	19.300	17.450	17.050	18.150	(45)	71.950
COURTET Fantine	18.200	16.350	16.850	16.850	(104)	68.250
PALUD Camille					(147)	0.000
<b>9 CLUB GYMNIQUE FOUESNANTAIS</b>						
FRA <b>FOUESNANT</b>	<b>57.900</b>	<b>52.550</b>	<b>54.300</b>	<b>54.500</b>		<b>219.250</b>
URVOIS Romane	19.350	18.000	18.500	18.300	(11)	74.150
BLOUIN Clara	18.700	17.350	18.050	18.050	(42)	72.150
PASQUIER Manon	19.250	17.200	17.750	17.500	(52)	71.700
AUFFRET Lena	19.300	16.600	17.400	18.150	(58)	71.450
<b>10 LEGION ST-PIERRE BREST GYM</b>						
FRA <b>BREST</b>	<b>56.900</b>	<b>52.950</b>	<b>54.500</b>	<b>54.900</b>		<b>219.250</b>
GULLY Gabrielle	19.050	18.500	18.000	18.500	(13)	74.050
PERON Sarah	18.950	18.200	18.100	18.100	(21)	73.350
LE JEUNE-GUILMO Eva	18.900	16.250	18.400	18.300	(49)	71.850
LESVEN-LE GUEN Klervi	18.850	12.950	17.650	16.300	(131)	65.750
GARNIER Axelle	16.150	14.100	13.500	14.050	(139)	57.800
<b>11 JOSSELIN GYM</b>						
FRA <b>JOSSELIN</b>	<b>57.500</b>	<b>53.750</b>	<b>52.100</b>	<b>55.400</b>		<b>218.750</b>
GUEUX Mélanie	19.050	18.250	17.550	18.850	(18)	73.700
GUILLAUME Marion	18.900	18.050	17.100	18.400	(38)	72.450
VOISIN Gwladys	19.300	16.900	17.450	18.150	(50)	71.800
GOUGEON Alyssa	19.100	17.450	16.500	18.000	(65)	71.050
NIEUTIN Claire	19.100	15.450	16.750	16.250	(118)	67.550
<b>12 UNION SPORTIVE BAINAISE</b>						<b>Equipe 2</b>
FRA <b>BAIN DE BRETAGNE</b>	<b>57.450</b>	<b>54.100</b>	<b>53.750</b>	<b>53.200</b>		<b>218.500</b>
CORNU Paola	19.450	18.300	18.100	17.850	(17)	73.700
DEBAISIEUX Agathe	19.000	17.950	18.150	17.250	(40)	72.350
MIKUS Lola	19.000	17.850	16.150	18.100	(64)	71.100
THERY Chloe	18.900	16.450	16.900	16.650	(90)	68.900
DALMAR Cyliane	18.800	15.050	17.500	16.250	(117)	67.600

souligné = meilleur total

\_GENEQU\_GAF.RPT du 25/05/2013 - 5.4.010 LOCAL - mono -

validé le samedi 25 mai 2013 à 20:34 - 2/6



## Palmarès détaillé des équipes / Full team results

### SAINT BRIEUC

REGION DR EQUIPE GAF

25/05/2013 au 26/05/2013

Fédération Française  
de Gymnastique





R0052405.23643.00

JURY D et E

2405

### Circuits Educatifs honneur Benjamines


FINALES

Club / Association Ville / Town					Pen.	Total Score
<b>13 LAQUIMPEROISE</b>	<b>Equipe 3</b>					
FRA <b>QUIMPER</b>	<b>56.650</b>	<b>53.150</b>	<b>53.400</b>	<b>55.050</b>		<b>218.250</b>
BERNARD Nell	18.900	16.950	17.950	18.500	(41)	72.300
NEDELEC Léa	18.650	18.150	17.900	16.900	(56)	71.600
MORVANT Lorena	19.000	16.750	17.550	18.200	(57)	71.500
MEROUR Julie	18.600	17.650	16.800	18.350	(60)	71.400
MORVAN Manon	18.750	17.350	14.950	18.050	(88)	69.100
<b>14 CLUB SPORTIF BETTON</b>	<b>Equipe 3</b>					
FRA <b>BETTON</b>	<b>57.450</b>	<b>52.500</b>	<b>53.700</b>	<b>52.950</b>		<b>216.600</b>
LE-MOINE Fiona	19.100	18.000	18.100	17.450	(31)	72.650
BRUNARD Blanche	19.250	17.900	17.600	17.800	(33)	72.550
LELIEVRE Manon	19.100	16.600	18.000	17.550	(61)	71.250
AGASSE Flavie	19.050	16.400	14.600	17.600	(115)	67.650
<b>15 CLUB OLYMPIQUE PACEEN</b>	<b>Equipe 2</b>					
FRA <b>PACE</b>	<b>56.650</b>	<b>53.450</b>	<b>52.450</b>	<b>53.950</b>		<b>216.500</b>
PELE Romane	18.800	17.550	18.200	18.000	(34)	72.550
BOSSARD Camille	18.800	17.500	17.200	18.150	(53)	71.650
RAMEL Aziliz	18.650	18.150	17.050	17.800	(54)	71.650
BOSSARD Mathilde	19.050	17.750	16.400	17.800	(66)	71.000
<b>16 GYM CLUB DE LECOUSSE</b>	<b>Equipe 2</b>					
FRA <b>LECOUSSE</b>	<b>57.200</b>	<b>51.500</b>	<b>53.800</b>	<b>51.650</b>		<b>214.150</b>
BOSSE Valentine	18.850	17.400	18.650	<u>19.050</u>	(15)	73.950
ROUPNEL Lea	19.250	17.000	17.400	16.700	(73)	70.350
PRUDOR Tiphaine	19.000	17.100	16.500	15.500	(107)	68.100
MARTINAIS Charlotte	18.950	14.800	17.750	15.900	(120)	67.400
<b>17 LE FAQUET GYMNASTIQUE</b>	<b>Equipe 2</b>					
FRA <b>LE FAQUET</b>	<b>57.950</b>	<b>50.450</b>	<b>51.100</b>	<b>53.700</b>		<b>213.200</b>
KERYHUEL Yuna	19.200	17.800	16.950	17.900	(48)	71.850
BEREHOUC Ambre	19.300	16.650	16.750	17.850	(69)	70.550
CHEMIN Angèle	19.450	16.000	15.200	17.950	(95)	68.600
DORE Isaure	18.800	15.850	17.400	16.000	(111)	68.050
<b>18 PATRONAGE LAIQUE AURAY</b>	<b>Equipe 2</b>					
FRA <b>AURAY</b>	<b>57.400</b>	<b>50.550</b>	<b>50.900</b>	<b>53.950</b>		<b>212.800</b>
HONORIN-VASQUEZ Inès	19.100	16.750	17.550	18.050	(59)	71.450
LAFLEUR Sakina	19.050	16.850	17.250	18.050	(62)	71.200
BOUTRY Jeanne	19.250	16.950	16.100	17.850	(76)	70.150
PEDARRE Inès	19.000	15.900	14.900	15.000	(133)	64.800

souligné = meilleur total

\_GENEQU\_GAF.RPT du 25/05/2013 - 5.4.010 LOCAL - mono -

validé le samedi 25 mai 2013 à 20:34 - 3/6



## Palmarès détaillé des équipes / Full team results

### SAINT BRIEUC

REGION DR EQUIPE GAF

25/05/2013 au 26/05/2013

Fédération Française  
de Gymnastique





R0052405.23643.00

JURY D et E

2405

### Circuits Educatifs honneur Benjamines


FINALES

Club / Association Ville / Town					Pen.	Total Score
<b>19 FOYER CULTURE ET LOISIRS - Section GYMNA</b>	<b>Equipe 2</b>					
FRA <b>BRIEC</b>	<b>57.300</b>	<b>52.950</b>	<b>51.150</b>	<b>51.400</b>		<b>212.800</b>
LE ROUX Lucy	19.150	17.800	18.050	16.950	(46)	71.950
MORVAN Axelle	19.050	17.050	17.350	15.950	(82)	69.400
SAGASTEGUI ALVA Chiara	19.100	17.100	15.750	16.950	(89)	68.900
LE DIOURIS Axelle	18.800	16.200	14.700	16.950	(126)	66.650
LE ROUX Noemie	16.750	18.050		17.500	(144)	52.300
<b>20 ACRO GYM PAYS DE PLOERMEL</b>	<b>Equipe 2</b>					
FRA <b>PLOERMEL</b>	<b>57.900</b>	<b>50.000</b>	<b>51.300</b>	<b>52.450</b>		<b>211.650</b>
HELLARD Heleane	19.400	17.300	17.600	17.700	(44)	72.000
POURCHASSE Lana	19.400	17.250	16.800	16.900	(72)	70.350
RENAULT Flore	18.900	15.450	16.900	17.300	(96)	68.550
GEFFROY Marie	19.100	14.650	15.400	17.450	(127)	66.600
PELHERBE Louise	18.850	14.600	15.600	15.350	(135)	64.400
<b>21 BROCELI'GYM MONTFORT</b>	<b>Equipe 2</b>					
FRA <b>MONTFORT SUR MEU</b>	<b>56.500</b>	<b>51.600</b>	<b>50.600</b>	<b>52.900</b>		<b>211.600</b>
FONTAINE Sarah	18.800	18.300	16.950	18.650	(30)	72.700
GRELIER Rozenn	18.550	16.800	17.050	16.850	(86)	69.250
COBRET Margot	18.850	16.500	16.600	16.850	(92)	68.800
DENAIIS Norah	18.550	16.300	16.450	16.900	(105)	68.200
PATRON Morgane	18.850	16.050	15.500	17.350	(114)	67.750
<b>22 CERCLE JULES FERRY</b>	<b>Equipe 2</b>					
FRA <b>SAINT-MALO</b>	<b>56.650</b>	<b>52.650</b>	<b>49.050</b>	<b>53.200</b>		<b>211.550</b>
GAUTIER Jessica	18.800	17.450	17.600	16.450	(74)	70.300
D'ANSELME Charlotte	18.750	17.600	16.050	17.200	(80)	69.600
ABEILLE Lucile	19.000	17.600	15.300	17.500	(84)	69.400
COLLIOT Jacqueline	18.850	17.100	14.600	17.600	(106)	68.150
URBANIAC Maureen	18.800	15.650	15.400	18.100	(112)	67.950
<b>23 GARDE ST IVY GYMNASTIQUE</b>	<b>Equipe 2</b>					
FRA <b>PONTIVY</b>	<b>56.650</b>	<b>52.350</b>	<b>50.650</b>	<b>51.600</b>		<b>211.250</b>
ORHANT Léna	19.000	17.150	17.250	17.550	(67)	70.950
GASTINEAU Elisa	18.700	17.600	17.050	16.950	(75)	70.300
GICQUEL Romane	18.950	17.600	16.350	16.700	(79)	69.600
LE MOING Pauline	18.300	16.650	15.600	17.100	(116)	67.650
<b>24 CLUB SPORTIF BETTON</b>	<b>Equipe 2</b>					
FRA <b>BETTON</b>	<b>57.200</b>	<b>52.950</b>	<b>47.350</b>	<b>53.250</b>		<b>210.750</b>
MIGNIERE Camille	19.050	17.500	15.500	17.450	(81)	69.500
FROGERAIS Salomé	18.800	17.500		17.150	(141)	53.450
AZIB Lexane	19.200		16.100	17.800	(142)	53.100
FLEURY Irmeline	18.950	17.800	15.000		(145)	51.750
LE COUSTUMER Jeanne		17.650	15.750	18.000	(146)	51.400

souligné = meilleur total

\_GENEQU\_GAF.RPT du 25/05/2013 - 5.4.010 LOCAL - mono -

validé le samedi 25 mai 2013 à 20:34 - 4/6



## Palmarès détaillé des équipes / Full team results

### SAINT BRIEUC

REGION DR EQUIPE GAF

25/05/2013 au 26/05/2013

Fédération Française  
de Gymnastique




R0052405.23643.00

JURY D et E

2405

### Circuits Educatifs honneur Benjamines


FINALES

Club / Association Ville / Town					Pen.	Total Score
<b>25 LANESTERGYMNASTIQUE</b>	<b>Equipe 3</b>					
<b>FRA LANESTER</b>	<b>56.800</b>	<b>50.050</b>	<b>50.550</b>	<b>53.250</b>		<b>210.650</b>
HERLEDAN Lou-ann	19.150	17.350	17.850	18.150	(35)	72.500
GUMIEL Chloe	18.900	16.850	16.450	17.200	(85)	69.400
BORGES Jade	18.750	15.350	16.250	17.900	(103)	68.250
BORGES Clara	18.450	15.850	14.950	17.050	(129)	66.300
<b>26 UNION SPORTIVE LIFFREENNE</b>	<b>Equipe 2</b>					
<b>FRA LIFFRE</b>	<b>56.800</b>	<b>49.750</b>	<b>51.450</b>	<b>52.350</b>		<b>210.350</b>
GUILMINEAU Cloé	19.100	17.350	17.550	18.100	(43)	72.100
BECCUART Clementine	18.900	17.550	17.350	16.650	(71)	70.450
CHOL Maelle	18.800	14.850	16.550	17.600	(113)	67.800
<b>27 LA BRETONNE GYMNIC CLUB</b>	<b>Equipe 2</b>					
<b>FRA SAINTBRIEUC</b>	<b>57.100</b>	<b>46.200</b>	<b>52.300</b>	<b>53.400</b>		<b>209.000</b>
DINER Eloïse	19.050	15.450	18.050	17.900	(70)	70.450
GOBE Elise	19.050	16.700	16.450	17.850	(77)	70.050
MEYER Eve	19.000	14.050	17.800	17.650	(97)	68.500
<b>28 CERCLE JULES FERRY</b>	<b>Equipe 2</b>					
<b>FRA SAINT-MALO</b>	<b>57.050</b>	<b>53.900</b>	<b>48.650</b>	<b>48.300</b>		<b>207.900</b>
VINCENT Lisa	19.100	18.400	16.250	15.350	(87)	69.100
CAMARD Ines	18.750	17.550	16.600	15.850	(93)	68.750
HUE Marie amélie	19.150	17.950	15.800	14.350	(121)	67.250
REUX Rebecca	18.800	16.700	14.650	17.100	(122)	67.250
VIGNAL Anaé	18.800	16.900	15.450	15.150	(128)	66.300
<b>29 MORLAIX SAINTPOL GYMNASTIQUE</b>	<b>Equipe 2</b>					
<b>FRA MORLAIX</b>	<b>56.700</b>	<b>49.450</b>	<b>49.200</b>	<b>52.400</b>		<b>207.750</b>
NICOL Louna	18.900	16.950	17.000	18.300	(63)	71.150
STRICOT Rachel	18.900	17.000	15.100	17.500	(98)	68.500
MAILLE Celia	18.900	15.500	17.100	16.600	(108)	68.100
<b>30 PATRONAGE LAIQUE AURAY</b>	<b>Equipe 2</b>					
<b>FRA AURAY</b>	<b>56.650</b>	<b>50.650</b>	<b>50.550</b>	<b>46.900</b>		<b>204.750</b>
FLAMENT Charleonn	19.100	16.650	17.250	15.650	(94)	68.650
RIGAUD Lucie	18.850	16.950	16.900	15.800	(99)	68.500
LE ROCH Amélie	18.700	15.300	16.400	15.450	(130)	65.850
CRUSSAIRE Agathe	18.500	17.050	14.250	14.900	(134)	64.700
<b>31 ESPERANCE CHARTRES BRETAGNE</b>	<b>Equipe 2</b>					
<b>FRA CHARTRES DEBRETAGNE</b>	<b>55.550</b>	<b>49.600</b>	<b>46.100</b>	<b>52.300</b>		<b>203.550</b>
RENAUD Louison	18.700	16.700	15.450	17.550	(102)	68.400
OLICHON Julie	18.800	16.450	15.550	17.250	(110)	68.050
LE BASTARD Eva	18.050	16.450	15.100	17.500	(124)	67.100

souligné = meilleur total

\_GENEQU\_GAF.RPT du 25/05/2013 - 5.4.010 LOCAL - mono -

validé le samedi 25 mai 2013 à 20:34 - 5/6



## Palmarès détaillé des équipes / Full team results

### SAINT BRIEUC

REGION DR EQUIPE GAF

25/05/2013 au 26/05/2013

Fédération Française  
de Gymnastique





R0052405.23643.00

JURY D et E

2405

### Circuits Educatifs honneur Benjamines


FINALES

Club / Association Ville / Town					Pen.	Total Score
<b>32 UNION SPORTIVE BAINAISE</b>	<b>Equipe 3</b>					
<b>FRA BAIN DE BRETAGNE</b>	<b>54.650</b>	<b>48.950</b>	<b>49.050</b>	<b>48.200</b>		<b>200.850</b>
BRUNEAU Livia	19.050	16.950	16.500	16.900	(83)	69.400
VALENTIN Agathe	18.800	15.850	16.850	15.700	(123)	67.200
MARTIN Hélène	16.800	16.150	15.700	15.600	(136)	64.250
<b>33 AMICALE LAIQUEREDON</b>	<b>Equipe 2</b>					
<b>FRA REDON</b>	<b>56.200</b>	<b>47.750</b>	<b>46.900</b>	<b>49.050</b>		<b>199.900</b>
DAVID Eve	18.600	17.300	15.100	16.450	(119)	67.450
DE BARMON Alix	18.650	15.650	15.750	16.750	(125)	66.800
DUGAST Valentine	18.950	14.800	16.050	15.850	(132)	65.650
DAVAL Adeline					(148)	0.000
<b>34 AMICALE LAIQUEREDON</b>	<b>Equipe 2</b>					
<b>FRA REDON</b>	<b>56.700</b>	<b>48.300</b>	<b>47.250</b>	<b>47.050</b>		<b>199.300</b>
TEPHAINE Neeve	19.050	16.850	17.350	15.600	(91)	68.850
DAVID Salomé	18.800	16.800	16.050	16.400	(109)	68.050
QUILFEN Gwenola	18.850	14.650	13.850	15.050	(137)	62.400
<b>35 CLUB SPORTIF BETTON</b>	<b>Equipe 2</b>					
<b>FRA BETTON</b>	<b>55.850</b>	<b>46.050</b>	<b>44.950</b>	<b>50.150</b>		<b>197.000</b>
LE BAIL Lorena	18.750	16.050	16.400	17.250	(100)	68.450
GIOT Amelia	18.850	16.450	15.450	17.650	(101)	68.400
NOEL Maelis	18.250	13.550	13.100	15.250	(138)	60.150

souligné = meilleur total

\_GENEQU\_GAF.RPT du 25/05/2013 - 5.4.010 LOCAL - mono -

validé le samedi 25 mai 2013 à 20:34 - 6/6



## Palmarès détaillé des équipes / Full team results

### SAINT BRIEUC

#### REGION DR EQUIPE GAF

25/05/2013 au 26/05/2013

Fédération Française  
de Gymnastique

R0052455.25261.00

JURY D et E

2455

### CE Honneur Benjamines 2


#### FINALES

Club / Association Ville / Town					Pen.	Total Score
<b>1 LAQUIMPEROISE</b>	<b>Equipe 4</b>					
FRA <b>QUIMPER</b>	<b>56.850</b>	<b>52.350</b>	<b>53.700</b>	<b>53.150</b>		<b>216.050</b>
LE QUERE Jade	18.850	17.850	17.400	18.500	(1)	<u>72.600</u>
CATTANEO Maudane	19.050	18.150	16.900	17.950	(5)	72.050
OLIVIERO Dalerc'ha	18.950	16.300	18.650	16.700	(16)	70.600
BOUCHARE Alizée	18.600	16.350	17.650	15.850	(49)	68.450
<b>2 LAQUIMPEROISE</b>	<b>Equipe 5</b>					
FRA <b>QUIMPER</b>	<b>56.150</b>	<b>54.100</b>	<b>51.600</b>	<b>54.050</b>		<b>215.900</b>
DARVES BORNOZ Maiwenn	18.650	18.150	17.700	17.750	(2)	72.250
PERREIN Lisa	18.850	18.350	15.300	<u>18.600</u>	(10)	71.100
QUILLEVERE Julie	18.650	17.600	16.850	17.350	(17)	70.450
GRATIER Maely	18.600	13.650	17.050	17.700	(72)	67.000
<b>3 AMICALE LAIQUE PLOEMEUR</b>	<b>Equipe 5</b>					
FRA <b>PLOEMEUR</b>	<b>56.050</b>	<b>51.100</b>	<b>52.750</b>	<b>53.850</b>		<b>213.750</b>
CARO MANSUY Bleuenn	18.650	17.550	17.700	18.250	(4)	72.150
SARREY Noemie	18.700	17.150	17.250	17.850	(13)	70.950
PROT Servann	18.450	16.400	17.650	17.750	(20)	70.250
GUILLOU-SONNIC Jeanne	18.700	13.650	17.400	17.750	(66)	67.500
ROUSSEAU Romane	18.550	14.800	16.250	17.100	(73)	66.700
<b>4 CLUB GYMNIQUE LANNION</b>	<b>Equipe 5</b>					
FRA <b>LANNION</b>	<b>56.650</b>	<b>49.950</b>	<b>52.800</b>	<b>52.900</b>		<b>212.300</b>
GUEGAN Anna	18.950	17.500	17.550	17.650	(7)	71.650
GOURMELEN Enora	18.750	17.150	17.000	18.150	(12)	71.050
MASSE Camille	18.950	15.300	17.900	17.100	(32)	69.250
BUSSON Irene	18.700	15.100	17.350	16.900	(52)	68.050
GUENNEC Maëlle	18.600	14.000	16.400	17.100	(83)	66.100
<b>5 CERCLE PAUL BERT</b>	<b>Equipe 5</b>					
FRA <b>RENNES</b>	<b>56.500</b>	<b>50.050</b>	<b>53.500</b>	<b>52.250</b>		<b>212.300</b>
SOUFFOU Naila	18.950	16.950	18.350	17.600	(6)	71.850
GILLES Ambre	18.800	16.900	17.100	16.700	(30)	69.500
PAJOT Mathilde	18.750	15.250	17.700	17.000	(46)	68.700
GENTIL Anouck	16.650	16.200	17.450	17.650	(55)	67.950
<b>6 JOSSELIN GYM</b>	<b>Equipe 2</b>					
FRA <b>JOSSELIN</b>	<b>56.750</b>	<b>52.300</b>	<b>50.300</b>	<b>51.550</b>		<b>210.900</b>
MORIO Laura	18.800	<u>18.800</u>	16.850	16.650	(11)	71.100
PEDRONO Romane	19.050	17.650	16.650	17.350	(15)	70.700
GUYOT Elisa	18.750	15.100	16.150	17.550	(65)	67.550
ROUXEL Laurayne	18.450	15.850	16.800	14.850	(87)	65.950
VIVIER Ambre	18.900	14.150	14.900	15.900	(112)	63.850

souligné = meilleur total

\_GENEQU\_GAF.RPT du 25/05/2013 - 5.4.010 LOCAL - mono -

validé le samedi 25 mai 2013 à 20:35 - 1/6



## Palmarès détaillé des équipes / Full team results

### SAINT BRIEUC

#### REGION DR EQUIPE GAF

25/05/2013 au 26/05/2013

Fédération Française  
de Gymnastique

R0052455.25261.00

JURY D et E

2455

### CE Honneur Benjamines 2


#### FINALES

Club / Association Ville / Town					Pen.	Total Score
<b>7 GYM DES 3 ABERS</b>	<b>Equipe 4</b>					
FRA <b>PLOUDALMEZEAU</b>	<b>55.800</b>	<b>48.150</b>	<b>53.750</b>	<b>52.950</b>		<b>210.650</b>
PENNEC-SANQUER Mazarine	18.800	16.000	18.200	17.750	(14)	70.750
LE HIR Aelia	18.450	15.900	17.550	18.100	(23)	70.000
PELLEAU Manon	18.550	16.250	18.000	17.100	(24)	69.900
AMBROISE Satya	18.300	13.000	15.000	15.750	(120)	62.050
<b>8 CLUB GYMNIQUE LANNION</b>	<b>Equipe 2</b>					
FRA <b>LANNION</b>	<b>56.700</b>	<b>47.850</b>	<b>51.950</b>	<b>54.050</b>		<b>210.550</b>
HAMON Loane	18.850	16.200	17.050	17.100	(34)	69.200
LE BOUDEC Sarah	18.750	15.150	17.200	17.950	(40)	69.050
LEONZIO Marie-Charlotte	19.100	15.000	17.000	17.900	(41)	69.000
ROBERT Margaux	18.550	16.500	16.600	17.200	(43)	68.850
CALLEC Tiphonie	18.700	14.200	17.700	18.200	(44)	68.800
<b>9 CLUB GYMNIQUE BANNALECOIS</b>	<b>Equipe 2</b>					
FRA <b>BANNALEC</b>	<b>55.650</b>	<b>49.800</b>	<b>51.600</b>	<b>53.350</b>		<b>210.400</b>
BACON Lena	18.650	17.350	17.300	18.300	(8)	71.600
JOURDAIN-DESPREZ Coralie	18.650	16.750	18.550	17.200	(9)	71.150
JABOUR Mathilde	18.350	15.700	15.750	17.850	(60)	67.650
WILLIOT Leïa	18.100	14.650	15.350	16.050	(110)	64.150
<b>10 CLUB OLYMP. BRIOCHIN</b>	<b>Equipe 5</b>					
FRA <b>SAINT BRIEUC</b>	<b>56.300</b>	<b>47.600</b>	<b>50.500</b>	<b>53.700</b>		<b>208.100</b>
BERHAULT Manon	18.850	17.500	15.950	17.500	(26)	69.800
PEUVREL Lucie	18.700	14.050	16.950	18.400	(51)	68.100
CARRET Charlotte	18.750	11.750	17.500	17.800	(88)	65.800
BALAN Romane	18.550	11.750	16.050	17.100	(115)	63.450
PLARS Ines	16.800	16.050	14.450	15.950	(117)	63.250
<b>11 ACRO GYM PAYS DE PLOERMEL</b>	<b>Equipe 5</b>					
FRA <b>PLOERMEL</b>	<b>56.050</b>	<b>48.400</b>	<b>50.850</b>	<b>52.600</b>		<b>207.900</b>
LE BRETON Léanne	18.550	17.350	16.100	17.650	(29)	69.650
OBLIN Sarah	18.650	15.350	17.450	17.750	(35)	69.200
DOUDARD Manon	18.850	15.700	17.000	17.200	(45)	68.750
POMMIER Yaelle	18.500		16.400		(133)	34.900
<b>12 VIGILANTE FOUGERES</b>	<b>Equipe 5</b>					
FRA <b>FOUGERES</b>	<b>56.850</b>	<b>47.250</b>	<b>50.900</b>	<b>52.050</b>		<b>207.050</b>
HERBERT Louna	18.950	16.200	<u>18.750</u>	18.250	(3)	72.150
BOURGEOIS Angelina	<u>19.250</u>	15.900	17.400	17.300	(25)	69.850
GARNIER Madysen	18.650	15.150	14.750	16.500	(100)	65.050

souligné = meilleur total

\_GENEQU\_GAF.RPT du 25/05/2013 - 5.4.010 LOCAL - mono -

validé le samedi 25 mai 2013 à 20:35 - 2/6



## Palmarès détaillé des équipes / Full team results

### SAINT BRIEUC

REGION DR EQUIPE GAF

25/05/2013 au 26/05/2013

Fédération Française  
de Gymnastique




R0052455.25261.00

JURY D et E

2455

### CE Honneur Benjamines 2


FINALES

Club / Association Ville / Town					Pen.	Total Score
<b>13 AMICALE LAIQUEGYM LOUDEAC</b>						
FRA LOUDEAC	55.650	47.650	52.100	51.600		207.000
EVEN Julie	18.650	15.100	17.600	18.100	(31)	69.450
JOUNAY Marie	18.450	16.500	17.250	16.950	(37)	69.150
LE VERGER Louise	18.550	16.050	17.250	16.550	(50)	68.400
<b>14 LAQUIMEROISE</b>						<b>Equipe 8</b>
FRA QUIMPER	56.450	49.450	48.250	52.100		206.250
CARRER Marion	18.800	16.700	16.900	17.600	(21)	70.000
PORTALES Mathilde	18.850	17.000	14.550	17.450	(56)	67.850
PELLETER Charlotte	18.800	15.750	15.300	15.900	(90)	65.750
PORTALES Claire	18.700	9.900	16.050	17.050	(121)	61.700
<b>15 GYM CLUB DE LECOUSSE</b>						
FRA LECOUSSE	55.800	49.150	51.600	49.650		206.200
JOBERT Solene	18.750	17.000	17.500	16.750	(22)	70.000
BLANCHARD Mairly	18.400	16.450	18.200	16.650	(28)	69.700
IRENE Noemie	18.650	15.700	15.900	16.250	(75)	66.500
<b>16 AMICALE LAIQUEPLOEMEUR</b>						<b>Equipe 2</b>
FRA PLOEMEUR	55.450	47.650	50.250	52.600		205.950
KERIBIN Jade	18.550	16.550	16.350	17.450	(42)	68.900
LE BOULCH Laura	18.550	14.650	17.200	17.200	(63)	67.600
RAOUL Amélia	18.350	16.450	15.450	17.350	(64)	67.600
GUEVARA Annaelle	18.300	14.400	16.700	17.800	(70)	67.200
MARTIN Perrine	16.250	14.250	13.950	16.700	(125)	61.150
<b>17 COSMOGYM PLEUMEURBODOU</b>						
FRA PLEUMEURBODOU	56.050	47.650	51.700	50.450		205.850
BEOLET Salomé	18.750	15.750	17.350	16.800	(47)	68.650
RECOQUE Mathilde	18.700	16.000	17.050	16.850	(48)	68.600
PROUST Zoe	18.600	15.050	17.300	16.800	(58)	67.750
LE BUHAN Luna	18.400	15.900	17.050	15.800	(71)	67.150
HUGON Marie	18.400	14.750	16.550	15.700	(97)	65.400
<b>18 LE FAOUET GYMNASTIQUE</b>						<b>Equipe 2</b>
FRA LE FAOUET	56.950	49.400	47.850	49.650		203.850
LE GUENIC Charline	19.100	17.000	16.500	16.500	(38)	69.100
SPAGNOL Enora	19.000	16.650	15.350	16.750	(57)	67.750
GALLO Marion	18.850	15.750	16.000	15.800	(76)	66.400
PERRET Justine	18.750	14.900	14.700	16.400	(103)	64.750
<b>19 LANESTER GYMNASTIQUE</b>						<b>Equipe 2</b>
FRA LANESTER	56.500	48.700	47.050	51.500		203.750
LE HERITTE Manon	19.150	17.400	15.750	17.400	(27)	69.700
HARIGUI Kahina	18.800	15.600	16.700	16.550	(59)	67.650
LE MAIRE Sarah	18.550	15.700	14.600	17.550	(77)	66.400

souligné = meilleur total

\_GENEQU\_GAF.RPT du 25/05/2013 - 5.4.010 LOCAL - mono -

validé le samedi 25 mai 2013 à 20:35 - 3/6



## Palmarès détaillé des équipes / Full team results

### SAINT BRIEUC

REGION DR EQUIPE GAF

25/05/2013 au 26/05/2013

Fédération Française  
de Gymnastique





R0052455.25261.00

JURY D et E

2455

### CE Honneur Benjamines 2


FINALES

Club / Association Ville / Town					Pen.	Total Score
<b>20 COSMOGYM PLEUMEUR BODOU</b>						<b>Equipe 2</b>
FRA PLEUMEUR BODOU	56.450	47.300	51.650	47.900		203.300
MOIGNARD Lou	18.750	15.700	17.100	16.050	(62)	67.600
AKOUEGNON Hélène-marie	18.800	13.650	17.400	16.300	(82)	66.150
LE CHEVALIER Adèle	18.900	15.550	16.200	15.300	(85)	65.950
MALLET Lana	18.750	14.650	17.150	15.200	(91)	65.750
BARS Cléo	0.000	16.050	16.750	15.550	(131)	48.350
<b>21 L'ARMORICAINE</b>						
FRA BREST	54.350	44.000	53.500	49.850		201.700
CAPITAINE Joanne	18.950	15.000	18.300	16.900	(36)	69.150
BOUVIER Margot	18.700	13.900	17.400	16.350	(78)	66.350
DE GANSEMAN Clara	16.700	15.100	17.800	16.600	(81)	66.200
<b>22 SULNIAC GYMACRO</b>						
FRA SULNIAC	56.200	42.800	49.350	52.550		200.900
BERNARD Loeiza	18.750	17.350	16.550	17.600	(19)	70.250
BONNET Marine	18.750	12.200	16.750	18.250	(86)	65.950
DELALOI Marianne	18.650	13.250	16.050	16.700	(106)	64.650
ALBERTINI Justine	18.700	12.100	14.200	16.600	(122)	61.600
<b>23 LA BRETONNE GYMNIC CLUB</b>						<b>Equipe 2</b>
FRA SAINTBRIEUC	55.950	44.950	48.800	51.200		200.900
PIRIOU Annwenn	18.600	15.000	16.500	17.900	(54)	68.000
JAGRIN Manuella	18.650	14.950	17.050	16.650	(68)	67.300
LE MANACH Rose	18.700	15.000	15.250	16.650	(93)	65.600
<b>24 LA QUIMEROISE</b>						<b>Equipe 6</b>
FRA QUIMPER	56.350	49.050	47.400	47.600		200.400
HASCOET Marine	18.800	17.900	15.200	15.500	(67)	67.400
COLLET Solene	18.500	16.350	14.950	15.800	(94)	65.600
YVON Lea	18.650	14.800	16.300	15.650	(96)	65.400
LE GOFF Lola	18.900	13.700	15.900	16.150	(104)	64.650
MISTOERA Lory	18.500	12.200	13.250	14.650	(130)	58.600
<b>25 ACRO GYM PAYS DE PLOERMEL</b>						<b>Equipe 3</b>
FRA PLOERMEL	56.100	44.950	48.900	49.750		199.700
BERTHIER Marie	18.600	15.050	15.950	16.700	(80)	66.300
BOMPAYS Nolwenn	18.600	14.900	16.600	15.900	(84)	66.000
BROUXEL Naomi	18.650	14.300	16.350	16.200	(95)	65.500
MINIER Océane	18.650	14.700	15.900	16.000	(98)	65.250
VERDON Kelly	18.800	15.000	13.200	16.850	(113)	63.850

souligné = meilleur total

\_GENEQU\_GAF.RPT du 25/05/2013 - 5.4.010 LOCAL - mono -

validé le samedi 25 mai 2013 à 20:35 - 4/6



## Palmarès détaillé des équipes / Full team results

### SAINT BRIEUC

REGION DR EQUIPE GAF

25/05/2013 au 26/05/2013

Fédération Française  
de Gymnastique





R0052455.25261.00

JURY D et E

2455

### CE Honneur Benjamines 2


FINALES

Club / Association Ville / Town					Pen.	Total Score
<b>26 CLUB SPORTIF LOUVIGNE</b>						
FRA LOUVIGNE DU DESERT	<b>56.000</b>	<b>44.800</b>	<b>47.850</b>	<b>50.900</b>		<b>199.550</b>
COLAS Dorine	18.850	16.550	16.100	16.500	(53)	68.000
COSTIL Lea	18.450	13.050	16.150	16.800	(107)	64.450
LEPETIT Marie	18.450	13.350	15.600	16.800	(109)	64.200
ROSSIGNOL Gladys	18.600	13.850	13.650	17.200	(116)	63.300
DESBLE Irma	18.550	14.400	11.700	16.900	(123)	61.550
<b>27 ACRO GYM PAYS DE PLOERMEL</b>						<b>Equipe 4</b>
FRA PLOERMEL	<b>54.650</b>	<b>44.900</b>	<b>50.200</b>	<b>49.200</b>		<b>198.950</b>
LE GUILLOU Gabrielle	18.750	15.350	17.400	17.600	(39)	69.100
PERRET Maewenn	18.300	16.050	17.200	16.100	(61)	67.650
TOUZE Manon	17.600	13.500	14.600	15.250	(127)	60.950
BRIGLIADORI Emma	13.100	15.600	15.500		(132)	44.200
<b>28 PATRONAGE LAIQUE AURAY</b>						<b>Equipe 3</b>
FRA AURAY	<b>56.200</b>	<b>46.900</b>	<b>47.800</b>	<b>47.550</b>		<b>198.450</b>
YERBOUD Pauline	18.800	16.700	15.600	15.200	(79)	66.300
SIMPARA Justine	18.750	14.250	16.100	16.050	(99)	65.150
FAINE Inès	18.550	15.650	14.950	15.800	(101)	64.950
LE PORT Salomé	18.650	14.200	16.100	15.700	(105)	64.650
LE FLOCH Tina	18.200	14.550	14.900	15.550	(118)	63.200
<b>29 CLUB OLYMPIQUE PACEEN</b>						<b>Equipe 3</b>
FRA PACE	<b>54.050</b>	<b>47.850</b>	<b>47.800</b>	<b>48.750</b>		<b>198.450</b>
TOLLEMER Inès	19.050	16.750	17.550	17.050	(18)	70.400
COTTAIS Romane	18.400	15.850	15.200	16.300	(92)	65.750
COLLET Avelig	15.400	15.000	15.050	15.400	(128)	60.850
MORDELLES Océane	16.600	15.250	13.550	15.350	(129)	60.750
<b>30 DINARD-GYM</b>						
FRA DINARD	<b>56.400</b>	<b>49.550</b>	<b>45.200</b>	<b>46.100</b>		<b>197.250</b>
BEC Rosana	18.800	18.150	15.200	17.100	(33)	69.250
MOFOR Melvina	18.950	15.750	15.150	14.350	(108)	64.200
FISSEUX Camille	18.650	15.650	14.800	14.350	(114)	63.450
DOUCET Hélène	18.350	15.150	14.850	14.650	(119)	63.000
<b>31 L'ARMORICAINE</b>						<b>Equipe 2</b>
FRA BREST	<b>55.650</b>	<b>45.000</b>	<b>46.850</b>	<b>48.650</b>		<b>196.150</b>
CHEMAA Waffa	18.850	14.450	16.550	16.650	(74)	66.500
CORDE Louane	18.250	15.200	15.400	15.950	(102)	64.800
TOBAN Romane	18.550	14.550	14.900	16.050	(111)	64.050
PALLIER Ophélie	16.200	15.250	14.200	15.750	(124)	61.400

souligné = meilleur total

\_GENEQU\_GAF.RPT du 25/05/2013 - 5.4.010 LOCAL - mono -

validé le samedi 25 mai 2013 à 20:35 - 6/6



## Palmarès détaillé des équipes / Full team results

### SAINT BRIEUC

REGION DR EQUIPE GAF

25/05/2013 au 26/05/2013

Fédération Française  
de Gymnastique





R0052455.25261.00

JURY D et E

2455

### CE Honneur Benjamines 2

FINALES

Club / Association Ville / Town					Pen.	Total Score
<b>32 LADINANNAISE</b>						
FRA DINAN	<b>55.400</b>	<b>47.350</b>	<b>41.400</b>	<b>49.900</b>		<b>194.050</b>
DAVY Marine	18.600	16.150	15.050	17.400	(69)	67.200
MEIGNANT Eva	18.650	15.800	14.000	17.350	(89)	65.800
MERDRIGNAC Liou	18.150	15.400	12.350	15.150	(126)	61.050

souligné = meilleur total

\_GENEQU\_GAF.RPT du 25/05/2013 - 5.4.010 LOCAL - mono -

validé le samedi 25 mai 2013 à 20:35 - 6/6

# Palmarès détaillé des équipes / Full team results

## SAINT BRIEUC

REGION DR EQUIPE GAF

25/05/2013 au 26/05/2013

Fédération Française  
de Gymnastique





R0052445.25264.00

JURY D et E

2445

### DR libre Min/Cad 2

### FINALES

Club / Association Ville / Town					Pen.	Total Score
<b>1 LA QUIMPEROISE</b>	<b>Equipe 4</b>					
FRA <b>QUIMPER</b>	<b>45.000</b>	<b>44.200</b>	<b>44.450</b>	<b>45.100</b>		<b>178.750</b>
<u>GLAZ Elisa</u>	15.600	15.300	<u>15.850</u>	15.450	(1)	62.200
LE ROUX Marie	15.150	15.350	13.800	13.000	(11)	57.300
SALOU Daphne	14.250	13.400		15.400	(104)	43.050
FOULIARD Zoe		13.550	13.900	14.250	(113)	41.700
CHIQUET Julie	13.300		14.700		(133)	28.000
<b>2 CLUB OLYMPIQUE PACEEN</b>	<b>Equipe 4</b>					
FRA <b>PACE</b>	<b>46.050</b>	<b>43.200</b>	<b>43.850</b>	<b>45.250</b>		<b>178.350</b>
PERRROT Tifenn	15.550	15.250	15.700	14.500	(2)	61.000
BALLANGER Océane	15.500	14.200	14.600	16.050	(5)	60.350
LE GALL Enora	14.850	13.750	13.550	14.700	(19)	56.850
LIOTIER Clémentine	15.000	13.500	12.200	14.300	(50)	55.000
<b>3 VIGILANTE FOUGERES</b>	<b>Equipe 2</b>					
FRA <b>FOUGERES</b>	<b>44.450</b>	<b>43.800</b>	<b>44.650</b>	<b>43.200</b>		<b>176.100</b>
LABBE Cheyenne	14.400	<u>15.500</u>	15.250	15.350	(3)	60.500
RAHAL Nessorine	15.300	14.250	14.950	15.950	(4)	60.450
RENOUX Anaëlle	14.750	14.050	14.450	11.900	(48)	55.150
DEGOURNAY Olivia	14.400	12.150	12.600	9.900	(95)	49.050
<b>4 ASSOCIATION GYMNIQUE DE PLOUGASTEL</b>	<b>Equipe 3</b>					
FRA <b>PLOUGASTEL</b>	<b>47.100</b>	<b>40.700</b>	<b>43.250</b>	<b>44.550</b>		<b>175.600</b>
KERVELLA Juliette	15.650	12.800	14.650	15.250	(7)	58.350
LAVERNHE Jessica	15.400	14.200		14.650	(99)	44.250
RIOU Manon	16.050		13.350	13.850	(101)	43.250
MOULLEC Noémie		13.700	14.700	14.650	(105)	43.050
LE GALL Lénaëlle	14.550	12.000	13.900		(118)	40.450
<b>5 LA QUIMPEROISE</b>	<b>Equipe 6</b>					
FRA <b>QUIMPER</b>	<b>43.550</b>	<b>43.400</b>	<b>42.000</b>	<b>45.000</b>		<b>173.950</b>
CLAUDE Elisa	14.650	14.200	13.150	15.150	(13)	57.150
HELIAS Molly	0.000	13.800	14.400	15.250	(100)	43.450
HOUEL Cyrielle		14.700	14.000	14.100	(107)	42.800
LE DOUCE Cindy	14.500	14.500	13.600		(108)	42.600
MONOD Fanny	14.400			14.600	(131)	29.000
<b>6 LANESTER GYMNASTIQUE</b>	<b>Equipe 4</b>					
FRA <b>LANESTER</b>	<b>44.700</b>	<b>40.800</b>	<b>44.300</b>	<b>42.050</b>		<b>171.850</b>
GUEGUEN Farah	<u>16.050</u>	13.500	14.500	13.850	(10)	57.900
GUITON Maymitie	14.250	13.900	14.900	14.250	(12)	57.300
JONQUEMAT Maïwenn	14.400	13.400	14.900	13.950	(21)	56.650
GUILLERON Anais	14.000	9.050	13.350	13.500	(93)	49.900

souligné = meilleur total

\_GENEQU\_GAF.RPT du 25/05/2013 - 5.4.010 LOCAL - mono -

validé le samedi 25 mai 2013 à 20:48 - 1/6

# Palmarès détaillé des équipes / Full team results

## SAINT BRIEUC

REGION DR EQUIPE GAF

25/05/2013 au 26/05/2013

Fédération Française  
de Gymnastique





R0052445.25264.00

JURY D et E

2445

### DR libre Min/Cad 2

### FINALES

Club / Association Ville / Town					Pen.	Total Score
<b>7 CLUB SPORTIF BETTON</b>	<b>Equipe 3</b>					
FRA <b>BETTON</b>	<b>41.650</b>	<b>43.900</b>	<b>41.550</b>	<b>44.300</b>		<b>171.400</b>
FAVEY Elisa	14.350	14.600	14.250	14.800	(9)	58.000
HELAINÉ Auriane	13.550	15.000	13.350	15.000	(18)	56.900
BERTRAND Camille	13.750	14.300	13.950	14.500	(23)	56.500
<b>8 ACRO GYM PAYS DE PLOERMEL</b>	<b>Equipe 2</b>					
FRA <b>PLOERMEL</b>	<b>41.350</b>	<b>42.400</b>	<b>42.350</b>	<b>44.400</b>		<b>170.500</b>
AMICE Laura	13.500	13.800	14.000	15.000	(27)	56.300
LANOE Manon	13.100	14.350	13.550	14.350	(42)	55.350
DEJOUR Lauriane	14.200		13.950	15.050	(102)	43.200
OGER Alizée		14.250	14.400	13.000	(114)	41.650
VANDAMME Elsa	13.650	10.350			(137)	24.000
<b>9 VOLONTAIRES JANZEENS</b>	<b>Equipe 2</b>					
FRA <b>JANZE</b>	<b>43.150</b>	<b>41.550</b>	<b>38.200</b>	<b>47.250</b>		<b>170.150</b>
PIMONT Jeanne	13.800	14.100	13.050	<u>16.150</u>	(15)	57.100
LOUESSART Pauline	14.550	14.000	11.750	15.650	(32)	55.950
MENAY Margaux	13.600	13.450	13.400	13.900	(56)	54.350
BELLEC Alice	14.800	11.800	11.000	15.450	(76)	53.050
<b>10 VIGILANTS DE L'OUEST</b>	<b>Equipe 2</b>					
FRA <b>RENNES</b>	<b>41.050</b>	<b>42.000</b>	<b>44.200</b>	<b>42.900</b>		<b>170.150</b>
CHEVREL Emma	14.500	14.700	15.250	14.350	(6)	58.800
NIANG Marie	13.000	12.550	14.150	13.250	(78)	52.950
BELSER Margot	13.550	14.050	14.600		(111)	42.200
HAQUIN Manon	12.150	13.250		13.800	(121)	39.200
PRIMAULT Lou			14.350	14.750	(130)	29.100
<b>11 ACRO GYM PAYS DE PLOERMEL</b>	<b>Equipe 2</b>					
FRA <b>PLOERMEL</b>	<b>41.150</b>	<b>43.050</b>	<b>41.500</b>	<b>44.050</b>		<b>169.750</b>
FOURNARD Helene	13.350	14.950	13.650	15.000	(17)	56.950
PRESSARD Léa	13.950	14.200	14.100	14.600	(20)	56.850
MEDARD Maëlle	13.500	13.900	13.700	14.450	(38)	55.550
KEDAD-GUILBAUD Emelline	13.700	13.750	13.700	14.300	(41)	55.450
<b>12 LA QUIMPEROISE</b>	<b>Equipe 10</b>					
FRA <b>QUIMPER</b>	<b>41.450</b>	<b>42.600</b>	<b>42.300</b>	<b>43.200</b>		<b>169.550</b>
LE FLOCH Ilona	13.500	15.050	13.850	14.250	(22)	56.650
VERGOS Manon	13.850	13.750	14.050	14.300	(33)	55.950
SOUN Marion	13.100	13.800	14.350	14.650	(34)	55.900
VALADON Anne-solenn	14.100	13.450	13.900	14.050	(39)	55.500

souligné = meilleur total

\_GENEQU\_GAF.RPT du 25/05/2013 - 5.4.010 LOCAL - mono -

validé le samedi 25 mai 2013 à 20:48 - 2/6

# Palmarès détaillé des équipes / Full team results

## SAINT BRIEUC

REGION DR EQUIPE GAF

25/05/2013 au 26/05/2013

Fédération Française  
de Gymnastique





R0052445.25264.00

JURY D et E

2445

### DR libre Min/Cad 2

### FINALES

Club / Association Ville / Town					Pen.	Total Score
<b>13 AMICALE LAIQUE REDON</b>	<b>Equipe 3</b>					
<b>FRA REDON</b>	<b>40.400</b>	<b>42.400</b>	<b>43.100</b>	<b>43.200</b>		<b>169.100</b>
BOUCEBHA Zaïa	13.350	14.100	13.800	14.750	(31)	56.000
UETWILLER Samantha	13.750	13.750	14.800	13.800	(109)	42.350
AUDOIRE Hélène	13.650	14.500	14.050		(110)	42.200
QUILFEN Malwenn	13.400	13.800		14.500	(112)	41.700
CHERON Sarah	12.350		14.250	13.950	(117)	40.550
<b>14 CERCLE PAUL BERT</b>	<b>Equipe 5</b>					
<b>FRA RENNES</b>	<b>40.900</b>	<b>43.900</b>	<b>44.000</b>	<b>40.150</b>		<b>168.950</b>
MALBOIS LE-BORNE Morgane	14.900	14.750	15.550	13.000	(8)	58.200
AMOURIAUX Célia	11.850	14.800	14.450	13.400	(53)	54.500
LAVIGNE Maud	12.900	14.350	13.250	13.750	(58)	54.250
MASSARD Maxence	13.100	13.400	14.000	12.950	(67)	53.450
<b>15 VANNETAISE ATHLETIC CLUB</b>	<b>Equipe 2</b>					
<b>FRA VANNES</b>	<b>41.800</b>	<b>41.250</b>	<b>42.700</b>	<b>42.700</b>		<b>168.450</b>
ROY Margot	13.700	13.250	14.200	14.050	(46)	55.200
BOULANGER Lucile	13.250	13.350	14.350	14.250	(47)	55.200
ISENI Rigona	14.100	14.650		14.350	(103)	43.100
BUNJAKU Donika	14.000	12.100	13.350		(120)	39.450
LE BERRIGAUD Camille			14.150	14.100	(132)	28.250
<b>16 GYM CLUB DE LECOUSSE</b>	<b>Equipe 3</b>					
<b>FRA LECOUSSE</b>	<b>42.200</b>	<b>38.750</b>	<b>40.750</b>	<b>45.350</b>		<b>167.050</b>
RICAUD Tifenn	14.600	13.550	13.450	15.400	(16)	57.000
GARNIER Flavie	13.150	14.050	13.950	15.100	(28)	56.250
DUTEIL Alexia	14.450	11.150	13.350	14.850	(61)	53.800
<b>17 CLUB OLYMPIQUE PACEEN</b>	<b>Equipe 3</b>					
<b>FRA PACE</b>	<b>42.550</b>	<b>40.250</b>	<b>40.150</b>	<b>43.400</b>		<b>166.350</b>
TOMBEZE Maëva	14.000	12.950	13.350	14.900	(45)	55.200
BOUVET-ROMA Alyson	13.200	12.300	13.150	14.700	(69)	53.350
LEMONNIER Coline	13.100	13.750	12.300	13.800	(77)	52.950
MORISSET Marie	15.350	13.550	13.650	9.400	(82)	51.950
<b>18 LE FAOQUET GYMNASTIQUE</b>	<b>Equipe 2</b>					
<b>FRA LE FAOQUET</b>	<b>39.800</b>	<b>43.400</b>	<b>41.350</b>	<b>41.700</b>		<b>166.250</b>
LE GUILLOU Camille	13.050	15.250	13.700	13.700	(36)	55.700
PERON Maëlenn	13.600	14.450	12.950	12.950	(60)	53.950
JAMBOU Maëlle	13.100	13.700		14.000	(115)	40.800
MUZARD Morgane	13.100		13.700	14.000	(116)	40.800
LE BRIS Morgane		12.750	13.950		(134)	26.700

souligné = meilleur total

\_GENEQU\_GAF.RPT du 25/05/2013 - 5.4.010 LOCAL - mono -

validé le samedi 25 mai 2013 à 20:48 - 3/6

# Palmarès détaillé des équipes / Full team results

## SAINT BRIEUC

REGION DR EQUIPE GAF

25/05/2013 au 26/05/2013

Fédération Française  
de Gymnastique





R0052445.25264.00

JURY D et E

2445

### DR libre Min/Cad 2

### FINALES

Club / Association Ville / Town					Pen.	Total Score
<b>19 CLUB OLYMPIQUE PACEEN</b>	<b>Equipe 3</b>					
<b>FRA PACE</b>	<b>41.750</b>	<b>40.500</b>	<b>40.150</b>	<b>42.900</b>		<b>165.300</b>
CARLTON Coralie	15.650	14.000	14.000	13.450	(14)	57.100
CARIOU Anna	13.300	13.300	14.100	14.100	(51)	54.800
PHILOUX Anais	12.800	13.200	12.050	15.350	(68)	53.400
<b>20 UNION SPORTIVE LIFFREENNE</b>	<b>Equipe 5</b>					
<b>FRA LIFFRE</b>	<b>41.200</b>	<b>39.700</b>	<b>42.200</b>	<b>41.900</b>		<b>165.000</b>
MARTIN Servane	13.850	14.250	13.400	14.050	(37)	55.550
GAUTIER Zoé	13.850	12.750	13.950	14.150	(52)	54.700
VEILLON Fany	13.500	12.700	14.300	13.700	(59)	54.200
SIMON Clara	12.900	12.650	13.950	13.700	(75)	53.200
<b>21 CLUB OLYMPIQUE PACEEN</b>	<b>Equipe 2</b>					
<b>FRA PACE</b>	<b>44.000</b>	<b>35.800</b>	<b>41.150</b>	<b>43.650</b>		<b>164.600</b>
LALLES Ariane	14.200	14.200	13.750	14.150	(26)	56.300
PAILLARDON Elisa	15.550	11.700	14.300	14.500	(29)	56.050
LASSALLE Cyrielle	14.250	9.250	13.050	15.000	(84)	51.550
PEREIRA Camille			13.100	13.050	(135)	26.150
HOUDAYER Enora	10.750	9.900			(138)	20.650
<b>22 CLUB GYMNIQUE BANNALECOIS</b>	<b>Equipe 3</b>					
<b>FRA BANNALEC</b>	<b>41.500</b>	<b>39.850</b>	<b>39.200</b>	<b>43.550</b>		<b>164.100</b>
LE GALL Ilona	14.250	14.200	12.750	14.500	(35)	55.700
LE PALEC Maiwenn	13.700	13.400	13.400	14.800	(44)	55.300
GOUDART Marie	13.300	12.250	12.350	14.250	(80)	52.150
PERON Elen	13.550	12.050	13.050	12.550	(85)	51.200
<b>23 CLUB GYMNIQUE LANNION</b>	<b>Equipe 3</b>					
<b>FRA LANNION</b>	<b>38.600</b>	<b>41.400</b>	<b>40.900</b>	<b>42.200</b>		<b>163.100</b>
PASQUIERS Laëtitia	13.500	14.900	13.300	14.350	(30)	56.050
THOMAS Mathilde	12.150	13.900	14.050	13.150	(72)	53.250
ROCHARD Nancy	12.950	12.600	13.550	14.100	(74)	53.200
LANET Camille	11.800	12.500	12.000	13.750	(92)	50.050
<b>24 LA BRETONNE GYMNIC CLUB</b>	<b>Equipe 4</b>					
<b>FRA SAINT BRIEUC</b>	<b>41.900</b>	<b>39.400</b>	<b>36.500</b>	<b>45.150</b>		<b>162.950</b>
LE GRUIEC Lila	13.150	12.000	14.100	15.200	(54)	54.450
LE BARS Youna	14.000	14.750	10.800	14.800	(55)	54.350
JOUETTE Clara	13.250	12.000	11.350	15.150	(83)	51.750
LABAT Gwenola	14.650	12.650	11.050	10.950	(94)	49.300
IDRES Elise					(139)	0.000

souligné = meilleur total

\_GENEQU\_GAF.RPT du 25/05/2013 - 5.4.010 LOCAL - mono -

validé le samedi 25 mai 2013 à 20:48 - 4/6



## Palmarès détaillé des équipes / Full team results

### SAINT BRIEUC

REGION DR EQUIPE GAF

25/05/2013 au 26/05/2013

Fédération Française  
de Gymnastique





R0052445.25264.00

JURY D et E

2445

### DR libre Min/Cad 2

### FINALES

Club / Association Ville / Town					Pen.	Total Score
<b>25 LA BRETONNE GYMNIC CLUB</b>	<b>Equipe 3</b>					
<b>FRA SAINT BRIEUC</b>	<b>38.450</b>	<b>40.150</b>	<b>41.700</b>	<b>41.500</b>		<b>161.800</b>
JACOB Joanna	12.550	12.800	14.450	13.950	(62)	53.750
GUYONY Manon	13.100	13.650	12.950	13.600	(70)	53.300
BLOND Fiona	12.800	13.700	13.100	13.700	(71)	53.300
PICQUET Maiwenn	11.950	11.200	14.150	13.850	(86)	51.150
<b>26 LA BRETONNE GYMNIC CLUB</b>	<b>Equipe 3</b>					
<b>FRA SAINT BRIEUC</b>	<b>41.200</b>	<b>40.800</b>	<b>37.000</b>	<b>42.250</b>		<b>161.250</b>
TARDIVEL Harmonie	14.900	14.250	12.650	14.500	(25)	56.300
MOBUCHON Ozvann	13.250	12.900		13.850	(119)	40.000
ORHAN Clea		13.600	11.900	13.200	(122)	38.700
GABORIT Laury	12.000		12.450	13.900	(123)	38.350
LAURIER Louane	13.050	12.950	11.000		(126)	37.000
<b>27 MORLAIX SAINT POL GYMNASTIQUE</b>	<b>Equipe 3</b>					
<b>FRA MORLAIX</b>	<b>39.850</b>	<b>37.450</b>	<b>42.400</b>	<b>40.650</b>		<b>160.350</b>
SINNES-DREVENSEK Valentine	13.800	12.400	14.700	13.400	(57)	54.300
MOAL Charlotte	12.350	13.400	14.350	13.600	(63)	53.700
ROSS Polène	13.700	11.650	13.350	13.650	(79)	52.350
<b>28 LA DINANNAISE</b>	<b>Equipe 3</b>					
<b>FRA DINAN</b>	<b>41.050</b>	<b>38.250</b>	<b>39.650</b>	<b>40.600</b>		<b>159.550</b>
BLANCHOT Lucie	14.700	13.750	12.600	14.250	(43)	55.300
BETHUEL Chloe	14.250	12.550	13.750	13.050	(64)	53.600
BASLE Marion	12.100	11.950	13.300	13.300	(89)	50.650
<b>29 CLUB SPORTIF BETTON</b>	<b>Equipe 2</b>					
<b>FRA BETTON</b>	<b>41.900</b>	<b>38.450</b>	<b>40.500</b>	<b>38.550</b>		<b>159.400</b>
CAUHAPE Yanna	14.700	13.800	14.100	13.850	(24)	56.450
LEGRANDJACQUES Valentine	13.900	13.600	13.900	14.100	(40)	55.500
LEGRANDJACQUES Juliette	13.300	11.050	12.500	10.600	(96)	47.450
<b>30 VOLONTAIRES JANZEENS</b>	<b>Equipe 2</b>					
<b>FRA JANZE</b>	<b>41.450</b>	<b>35.900</b>	<b>40.850</b>	<b>40.750</b>		<b>158.950</b>
GUILLET Lila	14.550	12.450	13.550	13.000	(85)	53.550
MAOUHOUB Dounya	13.900		13.750	15.300	(106)	42.950
HUET Léane	13.000	11.200	13.550		(124)	37.750
LERAY Nolwenn	13.000	12.100		12.300	(125)	37.400
LEMASSON Lise		11.350	12.850	12.450	(127)	36.650
<b>31 SULNIAC GYM ACRO</b>	<b>Equipe 2</b>					
<b>FRA SULNIAC</b>	<b>40.400</b>	<b>39.000</b>	<b>37.150</b>	<b>42.000</b>		<b>158.550</b>
THERVILLE Lou anne	13.050	12.650	13.250	14.250	(73)	53.200
GRAFFION Raphaelle	13.900	13.250	10.900	13.950	(81)	52.000
LEGE Naomie	12.650	12.400	13.000	12.700	(87)	50.750
COGRANNE Djanie	13.450	13.100	10.300	13.800	(88)	50.650

souligné = meilleur total

\_GENEQU\_GAF.RPT du 25/05/2013 - 5.4.010 LOCAL - mono -

validé le samedi 25 mai 2013 à 20:48 - 5/6

## Palmarès détaillé des équipes / Full team results

### SAINT BRIEUC

REGION DR EQUIPE GAF

25/05/2013 au 26/05/2013

Fédération Française  
de Gymnastique





R0052445.25264.00

JURY D et E

2445

### DR libre Min/Cad 2

### FINALES

Club / Association Ville / Town					Pen.	Total Score
<b>32 LA DINANNAISE</b>	<b>Equipe 4</b>					
<b>FRA DINAN</b>	<b>39.550</b>	<b>36.850</b>	<b>38.500</b>	<b>39.550</b>		<b>154.450</b>
FERRON Isobel	13.250	11.950	14.050	14.250	(66)	53.500
TARDIF Elsa	13.250	12.400	12.450	12.400	(90)	50.500
KERVELLA Louise	13.050	12.500	12.000	12.900	(91)	50.450
AFFAGARD Manon	11.800	9.950	11.450	12.150	(98)	45.350
<b>33 CERCLE JULES FERRY</b>	<b>Equipe 4</b>					
<b>FRA SAINT-MALO</b>	<b>37.900</b>	<b>33.100</b>	<b>42.300</b>	<b>40.700</b>		<b>154.000</b>
JAFFRELOT Andréa	12.750	13.450	14.850	14.100	(49)	55.150
COINDRE Lea	12.600	9.900	14.000	10.850	(97)	47.350
LE SCORNET Victoire		9.750	12.600	13.500	(128)	35.850
COUPE Colleen	12.550	8.900		13.100	(129)	34.550
MARE Leïlou	12.000		13.450		(136)	25.450

souligné = meilleur total

\_GENEQU\_GAF.RPT du 25/05/2013 - 5.4.010 LOCAL - mono -

validé le samedi 25 mai 2013 à 20:48 - 6/6

# Palmarès détaillé des équipes / Full team results

## SAINT BRIEUC

REGION DR EQUIPE GAF

25/05/2013 au 26/05/2013

Fédération Française  
de Gymnastique





R0052446.23649.00

JURY D et E

2446

### D.R. Libre Minime/Cadette

### FINALES

Club / Association Ville / Town					Pen.	Total Score
<b>1 ASSOCIATION SPORTIVE DE CHANTEPIE</b>						
FRA <b>CHANTEPIE</b>	<b>46.450</b>	<b>44.950</b>	<b>45.250</b>	<b>45.450</b>		<b>182.100</b>
<u>COLLET Flavie</u>	15.650	15.700	15.600	<u>15.650</u>	( 1)	<u>62.600</u>
SOLARY Marion	15.300	14.500	14.450	14.750	(18)	59.000
DA COSTA Lilou	14.550	14.100	15.200	14.950	(21)	58.800
CHARKAOUI Ines	15.500	14.750	13.150	14.850	(24)	58.250
ROBARDET Emma					(139)	0.000
<b>2 LA QUIMPEROISE</b>						
FRA <b>QUIMPER</b>	<b>47.550</b>	<b>44.500</b>	<b>44.200</b>	<b>45.250</b>		<b>181.500</b>
AZRI POSTOLLEC Dorine	15.650	14.900	15.150	15.250	( 3)	60.950
MURIENNE Charlotte	<u>16.400</u>	14.850	14.550	14.950	( 4)	60.750
FEILLANT Perrine	14.850	14.250	14.500	14.100	(31)	57.700
MILLOUR Ines	15.500			15.050	(128)	30.550
COMMAULT Marie		14.750	13.750		(131)	28.500
<b>3 LA QUIMPEROISE</b>						<b>Equipe 2</b>
FRA <b>QUIMPER</b>	<b>48.400</b>	<b>44.450</b>	<b>45.300</b>	<b>42.850</b>		<b>181.000</b>
AUDAIRE Tehina	16.200	15.400	15.650	14.500	( 2)	61.750
LE GRAND Pauline	16.250	15.350	13.900	14.300	(11)	59.800
TOULEMONT Marie	15.950	13.700	15.750	14.050	(15)	59.450
<b>4 VANNETAISE ATHLETIC CLUB</b>						
FRA <b>VANNES</b>	<b>46.650</b>	<b>44.250</b>	<b>47.350</b>	<b>42.000</b>		<b>180.250</b>
KRA Harmony	16.100	14.100	15.700	14.700	( 6)	60.600
NAUDIN Gwenoline	15.900	14.350	15.900	11.900	(27)	58.050
PONNET Lorine	14.650	14.200	15.150	13.150	(38)	57.150
CELEPCI Yéлиз		15.700	15.750	14.150	(95)	45.600
CELEPCI Feliz	14.650				(136)	14.650
<b>5 LEGION ST-PIERRE BREST GYM</b>						
FRA <b>BREST</b>	<b>44.750</b>	<b>44.650</b>	<b>45.800</b>	<b>44.500</b>		<b>179.700</b>
THOMAS Camille	14.400	13.550	15.600	14.600	(25)	58.150
CUVELIER Gaëlle	14.250	13.750	15.750	14.250	(30)	58.000
TECHER Alexia	15.700		13.600	15.550	(99)	44.850
HERY Jeanne		15.400	14.450	14.350	(104)	44.200
LEMESLE Mélisande	14.650	15.500			(129)	30.150
<b>6 MORLAIX SAINT POL GYMNASTIQUE</b>						
FRA <b>MORLAIX</b>	<b>45.850</b>	<b>43.400</b>	<b>45.050</b>	<b>45.150</b>		<b>179.450</b>
GERMSER Julia	16.200	13.300	15.250	15.150	(10)	59.900
QUEMENT Eleonore	14.600	14.750	15.000	14.550	(19)	58.900
LE GOFF Matwenn	13.550	15.200	14.800	15.300	(20)	58.850
LE NOAN Léa	15.050	13.450	13.900	14.700	(39)	57.100

souligné = meilleur total

\_GENEQU\_GAF.RPT du 25/05/2013 - 5.4.010 LOCAL - mono -

validé le samedi 25 mai 2013 à 20:48 - 1/6

# Palmarès détaillé des équipes / Full team results

## SAINT BRIEUC

REGION DR EQUIPE GAF

25/05/2013 au 26/05/2013

Fédération Française  
de Gymnastique





R0052446.23649.00

JURY D et E

2446

### D.R. Libre Minime/Cadette

### FINALES

Club / Association Ville / Town					Pen.	Total Score
<b>7 FLECHE GYMNIQUE GUILERIEENNE</b>						
FRA <b>GUILERS</b>	<b>45.500</b>	<b>44.600</b>	<b>45.050</b>	<b>44.250</b>		<b>179.400</b>
PREAULT Marine	15.450	<u>15.950</u>	14.450	14.350	( 8)	60.200
QUEMENER Lyse	15.400	14.750	12.450	14.800	(37)	57.400
MORISEAUX Tess	14.250		<u>16.000</u>	14.750	(97)	45.000
BELHACHEMI Camille		13.900	14.600	14.700	(111)	43.200
WOSIAK Lena	14.650	12.300			(133)	26.950
<b>8 LA QUIMPEROISE</b>						<b>Equipe 5</b>
FRA <b>QUIMPER</b>	<b>46.700</b>	<b>44.700</b>	<b>42.350</b>	<b>44.600</b>		<b>178.350</b>
GUILBAUD Margaux	15.400	15.150	14.100	14.950	(12)	59.600
VIGNES Cecile		15.200	15.600	15.000	(94)	45.800
CLERC'H HERVE Faustine	15.700	13.800		14.650	(105)	44.150
LE CARRE Lisa	15.600		12.650	13.950	(114)	42.200
DONARD Manon	14.800	14.350	11.550		(120)	40.700
<b>9 LANESTER GYMNASTIQUE</b>						<b>Equipe 3</b>
FRA <b>LANESTER</b>	<b>45.450</b>	<b>42.750</b>	<b>46.400</b>	<b>43.600</b>		<b>178.200</b>
LE LUYER Oceane	14.450	14.550	15.750	12.800	(35)	57.550
BEAULIEU Clementine	16.200	14.150		14.000	(102)	44.350
GUILLEVIN Johanna	14.800	14.050	15.350		(103)	44.200
NAUDIN Lola	14.050		15.300	14.800	(106)	44.150
BRASSE Margaux		13.600	14.250	14.800	(112)	42.650
<b>10 LA BRESTOISE GYMNASTIQUE</b>						
FRA <b>BREST</b>	<b>45.500</b>	<b>43.850</b>	<b>45.850</b>	<b>41.900</b>		<b>177.100</b>
GUENA Katell	15.700	14.850	15.550	14.050	( 9)	60.150
GENTIL Rozenn	14.550	15.300	15.150	14.100	(16)	59.100
MOULIN Noémie	15.050	13.700	15.150	13.750	(33)	57.650
KERROS Anaïs	14.750	11.700	13.400	13.600	(76)	53.450
<b>11 VIGILANTS DE L'OUEST</b>						<b>Equipe 3</b>
FRA <b>RENNES</b>	<b>44.850</b>	<b>43.350</b>	<b>45.950</b>	<b>42.550</b>		<b>176.700</b>
BARRE Léa	14.800	14.350	15.800	14.650	(14)	59.600
LE GOFF Corentine	15.150	14.800	14.850	14.250	(17)	59.050
CAZOBON Jeanne	14.900	12.850	15.200	13.650	(41)	56.600
GAIGARD Amélie	13.100	14.200	14.950	11.450	(75)	53.700
<b>12 LANESTER GYMNASTIQUE</b>						
FRA <b>LANESTER</b>	<b>44.650</b>	<b>41.450</b>	<b>46.450</b>	<b>43.350</b>		<b>175.900</b>
FLEGEO Charlène	14.550	11.500	14.950	15.150	(50)	56.150
SPEICHER Myriam	15.400	14.050	15.350		(100)	44.800
LE TORIELLEC Emma	14.700		15.400	13.800	(107)	43.900
TAMOUM Amani		13.500	15.700	14.400	(109)	43.600
LE MESTRE Chloé	14.000	13.900		13.650	(117)	41.550

souligné = meilleur total

\_GENEQU\_GAF.RPT du 25/05/2013 - 5.4.010 LOCAL - mono -

validé le samedi 25 mai 2013 à 20:48 - 2/6

# Palmarès détaillé des équipes / Full team results

## SAINT BRIEUC

REGION DR EQUIPE GAF

25/05/2013 au 26/05/2013

Fédération Française  
de Gymnastique





R0052446.23649.00

JURY D et E

2446

### D.R. Libre Minime/Cadette

### FINALES

Club / Association Ville / Town					Pen.	Total Score
<b>13 CERCLE PAUL BERT FRA RENNES</b>	<b>43.650</b>	<b>43.700</b>	<b>44.800</b>	<b>43.200</b>		<b>Equipe 4 175.350</b>
URFER Lou-anne	15.250	15.000	15.350	14.700	(7)	60.300
ROY Diane	14.250	14.500	15.150	14.450	(23)	58.350
HARDY Agnès	14.150	14.200	14.300	13.650	(49)	56.300
COLIN Jeanne		12.100	13.900	14.050	(123)	40.050
<b>14 CERCLE JULES FERRY FRA SAINT-MALO</b>	<b>45.050</b>	<b>42.150</b>	<b>44.250</b>	<b>43.350</b>		<b>Equipe 3 174.800</b>
LONCLE Solenn	16.000	14.900	15.050	14.700	(5)	60.650
HAUREZ Charlotte	14.750	14.500	14.050	14.750	(28)	58.050
LEMEE Camille	14.300	12.750	15.150	13.900	(52)	56.100
<b>15 FOYER CULTURE ET LOISIRS - Section GYMNA FRA BRIEC</b>	<b>44.850</b>	<b>42.200</b>	<b>43.950</b>	<b>43.400</b>		<b>174.400</b>
CLAVEL Alice	14.550	14.550	14.300	14.200	(34)	57.600
DENIEL Perrine	14.900	11.900	15.050	14.500	(48)	56.350
PENNARUN Maiwenn	15.400	15.550	13.950		(98)	44.900
HALLEGUEN Alicia	14.350		14.600	14.700	(108)	43.650
VIGOUROUX Alicia		12.100		14.100	(134)	26.200
<b>16 LA DINANNAISE FRA DINAN</b>	<b>44.650</b>	<b>43.350</b>	<b>43.750</b>	<b>41.650</b>		<b>173.400</b>
PHILIPPE Cindy	14.950	15.350	15.000	14.300	(13)	59.600
LEBON Julie	14.950	12.100	15.150	13.700	(54)	55.900
JOUAN Lisa	14.600	13.700	13.600	13.600	(58)	55.500
HAIDAR Manyra	14.750	14.300	12.300	13.650	(63)	55.000
<b>17 AMICALE LAIQUE REDON FRA REDON</b>	<b>43.400</b>	<b>41.350</b>	<b>43.050</b>	<b>44.400</b>		<b>172.200</b>
ROBIN Bertille	14.250	12.850	14.700	14.750	(44)	56.550
LE MOIGNE Gwennan	14.750		14.650	15.150	(101)	44.550
LEBASTARD Suzanne		14.100	12.600	14.500	(118)	41.200
RICORDEL Maëva	13.700	13.700	13.700		(119)	41.100
FOOSE Ninon	14.400	13.550		11.850	(124)	39.800
<b>18 GARDE ST IVY GYMNASIQUE FRA PONTIVY</b>	<b>45.650</b>	<b>44.100</b>	<b>42.850</b>	<b>38.250</b>		<b>170.850</b>
BANNIER Marion	15.700	15.150	13.700	12.950	(36)	57.500
BOISHARDY Marie-ange	14.700	13.450	13.500	12.150	(73)	53.800
PALARIC Jade	15.250	15.050	14.900		(96)	45.200
STEPHAN Jeanne	14.400		14.250	13.150	(115)	41.800
COOPER Anaïs		13.900			(137)	13.900

souligné = meilleur total

\_GENEQU\_GAF.RPT du 25/05/2013 - 5.4.010 LOCAL - mono -

validé le samedi 25 mai 2013 à 20:48 - 3/6

# Palmarès détaillé des équipes / Full team results

## SAINT BRIEUC

REGION DR EQUIPE GAF

25/05/2013 au 26/05/2013

Fédération Française  
de Gymnastique





R0052446.23649.00

JURY D et E

2446

### D.R. Libre Minime/Cadette

### FINALES

Club / Association Ville / Town					Pen.	Total Score
<b>19 LA QUIMPEROISE FRA QUIMPER</b>	<b>45.350</b>	<b>41.350</b>	<b>43.350</b>	<b>40.750</b>		<b>Equipe 8 170.800</b>
LE BERRE Kenza	15.050	13.900	15.550	13.950	(22)	58.450
TRAON Yael	15.700	13.700	13.200	13.950	(43)	56.550
BOIZIAUX Naomie	14.600	11.700	14.600	12.850	(74)	53.750
LE BAR Stella	13.200	13.750	11.200	12.650	(88)	50.800
<b>20 CLUB OLYMP.BRIOCHIN FRA SAINT BRIEUC</b>	<b>41.100</b>	<b>43.600</b>	<b>42.850</b>	<b>42.800</b>		<b>170.350</b>
BASTIEN Lenaig	13.650	15.000	15.150	14.350	(26)	58.150
NOUYOUX Julia	13.600	14.450	14.450	14.100	(42)	56.600
BAUX Manon	13.850	13.300	13.250	14.350	(66)	54.750
LE DISCORD Adenora	13.150	14.150	11.750	12.850	(87)	51.900
<b>21 CERCLE PAUL BERT FRA RENNES</b>	<b>44.050</b>	<b>42.150</b>	<b>40.550</b>	<b>43.500</b>		<b>Equipe 3 170.250</b>
EL-OUADGHIRI Sara	15.000	14.650	13.300	15.050	(29)	58.000
BAIXE Pauline	13.800	13.900	13.350	13.950	(64)	55.000
GUILLEMOT Lea	14.800	11.300	12.300	14.500	(80)	52.900
BLIN Emilie	14.250	13.600	13.900	10.400	(84)	52.150
<b>22 CLUB GYMNIQUE LANNION FRA LANNION</b>	<b>41.850</b>	<b>39.850</b>	<b>46.150</b>	<b>41.050</b>		<b>Equipe 2 168.900</b>
MAC NAB Eléonore	14.000	14.450	15.400	13.850	(32)	57.700
DE NEEF Lise	14.150	13.100	15.550	12.900	(57)	55.700
MERER Maëla	13.700	12.300	15.200	12.250	(77)	53.450
GOUALCH BUOB Emy	0.000		14.450	14.300	(130)	28.750
<b>23 ASSOCIATION GYMNIQUE PLERINAISE FRA PLERIN</b>	<b>43.850</b>	<b>41.400</b>	<b>40.400</b>	<b>42.450</b>		<b>168.100</b>
LE FLOCH Elvina	14.650	13.750	13.900	13.800	(51)	56.100
NOGUEIRE Shannen	13.800	13.500	11.550	14.500	(78)	53.350
GAUTHIER Manon	13.950	10.550	14.300	14.000	(82)	52.800
RAINGEVAL Mathilde	15.250	14.150		13.950	(110)	43.350
LE BEAUDOUR Marion	13.550		12.200		(135)	25.750
<b>24 CLUB GYMNIQUE LANNION FRA LANNION</b>	<b>40.750</b>	<b>41.600</b>	<b>43.300</b>	<b>41.850</b>		<b>167.500</b>
GUIOMAR Amélie	14.600	13.800	14.500	13.950	(40)	56.850
CAO Céline	13.700	14.000	14.700	14.050	(46)	56.450
DOLLO Suzanne	12.450	13.800	14.100	13.850	(70)	54.200
GOUGEON-MICHEAU Léna	12.050	13.200	14.050	13.050	(83)	52.350

souligné = meilleur total

\_GENEQU\_GAF.RPT du 25/05/2013 - 5.4.010 LOCAL - mono -

validé le samedi 25 mai 2013 à 20:48 - 4/6

# Palmarès détaillé des équipes / Full team results

## SAINT BRIEUC

REGION DR EQUIPE GAF

25/05/2013 au 26/05/2013

Fédération Française  
de Gymnastique





R0052446.23649.00

JURY D et E

2446

### D.R. Libre Minime/Cadette

### FINALES

Club / Association Ville / Town					Pen.	Total Score
<b>25 AMICALE LAIQUE PLOEMEUR</b>						
FRA <b>PLOEMEUR</b>	<b>44.650</b>	<b>40.800</b>	<b>42.550</b>	<b>39.000</b>		<b>167.000</b>
FONTAINE Louise	14.650	13.700	14.500	13.100	(53)	55.950
LE GOFF Maëlllys	14.800	13.600	14.450	12.900	(55)	55.750
CHOUKROUN Maud	15.200	13.500	13.600	13.000	(61)	55.300
<b>26 LE FAOUEZ GYMNASTIQUE</b>						
FRA <b>LE FAOUEZ</b>	<b>43.450</b>	<b>40.550</b>	<b>43.800</b>	<b>39.200</b>		<b>167.000</b>
SARTORE Camille	15.250	13.350	14.950	12.150	(56)	55.700
LE LOUARN Camille	13.350	12.900	14.750	13.550	(67)	54.550
GOUIN Axelle	14.550	13.700	14.100	12.000	(69)	54.350
LE LESLE Annwenn	13.650	13.500	13.450	13.500	(71)	54.100
CLOITRE Stérenn					(138)	0.000
<b>27 LEGION ST-PIERRE BREST GYM</b>						<b>Equipe 2</b>
FRA <b>BREST</b>	<b>44.700</b>	<b>40.600</b>	<b>42.150</b>	<b>38.700</b>		<b>166.150</b>
RODICK Chloe	14.700	14.650	13.450	11.950	(65)	54.750
CHENE Blandine	14.600	12.200	14.050	13.600	(68)	54.450
GOETZMANN Clotilde	15.050	13.750	13.750		(113)	42.550
LEMEE Agathe		11.800	14.350	12.900	(125)	39.050
SOHIER Emma	14.950			12.200	(132)	27.150
<b>28 PATRONAGE LAIQUE AURAY</b>						
FRA <b>AURAY</b>	<b>44.050</b>	<b>41.450</b>	<b>43.600</b>	<b>36.750</b>		<b>165.850</b>
LE FUR Elise	15.000	14.000	14.950	12.450	(47)	56.400
GUILLO Alice	14.100	13.500	14.100		(116)	41.700
LE FUR Maud	14.950	13.950		11.750	(121)	40.650
GUYON Enora	13.350		14.550	12.550	(122)	40.450
BOTHUA Suzon		13.300	10.200	9.600	(127)	33.100
<b>29 ASSOCIATION GYMNIQUE DE PLOUGASTEL</b>						
FRA <b>PLOUGASTEL</b>	<b>42.800</b>	<b>37.500</b>	<b>43.900</b>	<b>39.850</b>		<b>164.050</b>
MENDIARA Sarah	15.100	12.600	14.650	12.900	(62)	55.250
SENARD Mathilde	14.000	13.150	14.950	11.800	(72)	53.900
LE DOEUFF Erell	13.700	11.750	14.300	12.350	(85)	52.100
LE SECH Caroline		10.050	14.100	14.600	(126)	38.750
<b>30 MORLAIX SAINT POL GYMNASTIQUE</b>						<b>Equipe 2</b>
FRA <b>MORLAIX</b>	<b>42.050</b>	<b>42.600</b>	<b>43.000</b>	<b>34.950</b>		<b>162.600</b>
BARBARIT Solène	13.900	14.100	15.550	12.950	(45)	56.500
LE MEUR Anne-claire	15.600	14.400	12.450	13.000	(59)	55.450
GRASSART Léna	12.550	14.100	15.000	9.000	(90)	50.650

souligné = meilleur total

\_GENEQU\_GAF.RPT du 25/05/2013 - 5.4.010 LOCAL - mono -

validé le samedi 25 mai 2013 à 20:48 - 5/6

# Palmarès détaillé des équipes / Full team results

## SAINT BRIEUC

REGION DR EQUIPE GAF

25/05/2013 au 26/05/2013

Fédération Française  
de Gymnastique





R0052446.23649.00

JURY D et E

2446

### D.R. Libre Minime/Cadette

### FINALES

Club / Association Ville / Town					Pen.	Total Score
<b>31 LA DINANNAISE</b>						<b>Equipe 2</b>
FRA <b>DINAN</b>	<b>42.300</b>	<b>37.850</b>	<b>39.300</b>	<b>38.600</b>		<b>158.050</b>
MARTIN Océane	14.850	12.300	14.450	13.800	(60)	55.400
MAIRE Tiffanie	13.450	12.950	12.550	13.050	(86)	52.000
DUGUET Lenaig	14.000	12.600	11.000	11.750	(91)	49.350
AJILI Kenza	12.800	11.850	12.300	11.350	(93)	48.300
<b>32 AMICALE LAIQUE GYM LOUDEAC</b>						
FRA <b>LOUDEAC</b>	<b>40.400</b>	<b>38.600</b>	<b>39.850</b>	<b>38.550</b>		<b>157.400</b>
RAULIC Anaëlle	13.500	14.100	12.900	12.650	(79)	53.150
GAUVRY Lola	13.650	12.400	13.000	13.850	(81)	52.900
LE JALLE Laëtitia	13.250	12.100	13.600	11.700	(89)	50.650
MARTIN Ambre	12.800	11.200	13.250	12.050	(92)	49.300

souligné = meilleur total

\_GENEQU\_GAF.RPT du 25/05/2013 - 5.4.010 LOCAL - mono -

validé le samedi 25 mai 2013 à 20:48 - 6/6



## Palmarès détaillé des équipes / Full team results

### SAINT BRIEUC

#### REGION DR EQUIPE GAF

25/05/2013 au 26/05/2013

Fédération Française  
de Gymnastique





R0052415.23645.00

JURY D et E

2415

### Circuits Educatifs Excellence Poussines

### FINALES

Club / Association Ville / Town					Pen.	Total Score
<b>1 LANESTER GYMNASIQUE</b>						
FRA LANESTER	<b>63.200</b>	<b>59.050</b>	<b>60.450</b>	<b>57.750</b>		<b>240.450</b>
SENG Tévya	21.300	<u>20.300</u>	20.250	19.800	(3)	81.650
BACON Kacilia	20.750	19.600	20.100	18.600	(7)	79.050
LE GAC Tallia	21.150	19.150	20.100	17.550	(17)	77.950
RAMARZATOVO Shana	20.550	19.150	18.250	19.300	(19)	77.250
NAUDIN Anouk	20.700	17.500	19.450	18.650	(28)	76.300
<b>2 MORLAIX SAINT POL GYMNASIQUE</b>						
FRA MORLAIX	<b>63.400</b>	<b>60.000</b>	<b>59.200</b>	<b>56.350</b>		<b>238.950</b>
PRIGENT Emma	21.200	20.000	21.100	17.850	(5)	80.150
LE BRAS Tess	21.250	20.150	17.750	19.500	(10)	78.650
LE GOFF Andréa	20.900	19.850	18.550	18.900	(16)	78.200
GROLEAU Juliette	20.950	18.600	19.550	17.950	(21)	77.050
CHARLES Clémence					(121)	0.000
<b>3 UNION SPORTIVE DU LINON ST DOMINEUC</b>						
FRA SAINT DOMINEUC	<b>62.800</b>	<b>57.050</b>	<b>61.900</b>	<b>56.600</b>		<b>238.350</b>
TEXIER Margaux	20.850	18.700	20.900	18.600	(6)	79.050
LARDOUX Dorine	20.600	18.150	20.150	19.900	(8)	78.800
HAMELIN Adèle	20.800	18.950	20.850	17.900	(11)	78.500
LINCLAU Emmanuelle	21.150	19.250	19.750	18.100	(14)	78.250
CARUDEL Léna	19.250	18.850	19.800	18.050	(31)	75.950
<b>4 CLUB SPORTIF BETTON</b>						
FRA BETTON	<b>63.900</b>	<b>56.600</b>	<b>59.650</b>	<b>56.500</b>		<b>236.650</b>
BELEC Candice	21.450	19.300	<u>21.450</u>	20.000	(2)	82.200
MELLET Romy	21.250	19.600	16.550	19.150	(28)	76.550
GAREL Lucie	21.200	16.300	19.850	17.000	(51)	74.350
ORAIN Maeli	20.900	17.650	18.150	17.350	(56)	74.050
ANDRE Iliana	20.500	17.700	18.350	16.950	(64)	73.500
<b>5 LA QUIMPEROISE</b>						
FRA QUIMPER	<b>62.600</b>	<b>57.800</b>	<b>61.250</b>	<b>54.000</b>		<b>235.650</b>
GELLA Kesia	21.100	19.300	21.050	19.100	(4)	80.550
LE CORRE Himane	20.800	19.100	19.850	17.200	(22)	76.950
PORIEL Lola	20.700	19.400	18.700	17.700	(27)	76.500
MARIANA Adele	20.600	17.850	20.350	17.150	(30)	75.950
<b>6 CLUB GYMNIQUE LANNION</b>						
FRA LANNION	<b>63.650</b>	<b>56.000</b>	<b>57.750</b>	<b>54.250</b>		<b>231.650</b>
DUONG Ema	21.150	19.000	20.150	18.100	(12)	78.400
PARLOUER Chloé	20.800	18.500	18.350	18.150	(33)	75.800
TURPIN Lylou	21.350	18.500	19.050	16.700	(37)	75.600
TEISSERE Noa	21.150	16.250	18.300	18.000	(62)	73.700
GUENNEC Noëwenn	19.750	17.100	18.550	17.900	(68)	73.300

souligné = meilleur total

\_GENEQU\_GAF.RPT du 25/05/2013 - 5.4.010 LOCAL - mono -

validé le samedi 25 mai 2013 à 20:47 - 1/5



## Palmarès détaillé des équipes / Full team results

### SAINT BRIEUC

#### REGION DR EQUIPE GAF

25/05/2013 au 26/05/2013

Fédération Française  
de Gymnastique





R0052415.23645.00

JURY D et E

2415

### Circuits Educatifs Excellence Poussines

### FINALES

Club / Association Ville / Town					Pen.	Total Score
<b>7 DINARD-GYM</b>						
FRA DINARD	<b>62.550</b>	<b>54.250</b>	<b>58.800</b>	<b>55.100</b>		<b>230.700</b>
<u>GARNIER Tiphaine</u>	21.200	20.000	20.500	<u>20.700</u>	(1)	<u>82.400</u>
TREVOUX Mathilde	20.500	16.850	19.600	17.200	(54)	74.150
PANSON Hermione	20.650	16.350	18.700	17.200	(74)	72.900
HAMON Romane	20.250	17.400	17.150	16.000	(94)	70.800
FLORIN Agathe	20.700	15.300	16.250	15.650	(108)	67.900
<b>8 FLECHE GYMNIQUE GUILERIEENNE</b>						
FRA GUILERS	<b>62.700</b>	<b>54.050</b>	<b>59.750</b>	<b>53.250</b>		<b>229.750</b>
JEZEQUEL Lisa	21.250	18.750	20.450	17.850	(13)	78.300
VINCENT Eva	20.400	17.700	19.600	17.750	(40)	75.450
BONNIN Justine	20.500	17.600	19.700	16.950	(47)	74.750
TANGUY Tudine	20.600	16.050	19.600	17.650	(60)	73.900
BRIANT Raphaëlle	20.850	16.850	17.400	17.600	(76)	72.700
<b>9 VIGILANTS DE L'OUEST</b>						
FRA RENNES	<b>62.600</b>	<b>54.750</b>	<b>58.150</b>	<b>54.250</b>		<b>229.750</b>
LACOMBE Justine	21.100	18.100	19.250	19.200	(18)	77.650
DULAU Louise	20.500	18.250	19.750	18.100	(25)	76.600
LOUAPRE Elise	20.850	18.400	19.150	16.850	(42)	75.250
CAVRET Lena	20.450	18.050	17.800	16.950	(68)	73.250
DUVAL Elen	20.650	16.700	16.700	15.550	(101)	69.600
<b>10 TOUR D AUVERGNE</b>						
FRA RENNES	<b>62.200</b>	<b>53.100</b>	<b>57.950</b>	<b>56.100</b>		<b>229.350</b>
ROYER Léa	20.600	17.350	19.500	19.150	(24)	76.600
FRANGOLACCI Sarah	20.450	17.300	19.250	18.900	(32)	75.900
CASTEL MARECHAL Marie	20.850	16.800	19.200	18.050	(45)	74.900
PELLOIS Enora	20.750	18.450	17.950	17.600	(46)	74.750
<b>11 OLYMPIQUE CLUB CESSONNAIS</b>						
FRA CESSON SEVIGNE	<b>62.300</b>	<b>54.350</b>	<b>57.100</b>	<b>54.500</b>		<b>228.250</b>
LEVAVASSEUR Jeanne	20.450	18.850	19.050	17.800	(29)	76.150
HESPEL Jade	20.550	17.300	18.950	18.150	(44)	74.950
FOUILLARD Charlotte	20.300	18.000	17.900	18.550	(48)	74.750
KAHLAL Elisa-lena	21.100	16.600	19.100	17.300	(55)	74.100
AUNEAU Lilou	20.650	17.500	18.100	16.450	(77)	72.700
<b>12 LA DINANNAISE</b>						
FRA DINAN	<b>62.650</b>	<b>55.550</b>	<b>57.850</b>	<b>52.050</b>		<b>228.100</b>
MEULOT Victoire	20.950	18.400	20.350	17.500	(20)	77.200
LANDURE Apolline	20.700	19.050	18.850	16.950	(38)	75.550
HEBERT Charlotte	20.650	18.000	17.550	17.600	(61)	73.800
RIMASSON Elisa	21.000	17.250	18.650	16.750	(63)	73.650
LEFEVRE Maetya	20.700	18.100	17.250	16.450	(80)	72.500

souligné = meilleur total

\_GENEQU\_GAF.RPT du 25/05/2013 - 5.4.010 LOCAL - mono -

validé le samedi 25 mai 2013 à 20:47 - 2/5



## Palmarès détaillé des équipes / Full team results

### SAINT BRIEUC

#### REGION DR EQUIPE GAF

25/05/2013 au 26/05/2013

Fédération Française  
de Gymnastique

R0052415.23645.00

JURY D et E

2415

### Circuits Educatifs Excellence Poussines

### FINALES

Club / Association Ville / Town					Pen.	Total Score
<b>13 MORLAIX SAINT POL GYMNASTIQUE</b>	<b>Equipe 3</b>					
<b>FRA MORLAIX</b>	<b>61.700</b>	<b>52.200</b>	<b>60.450</b>	<b>53.000</b>		<b>227.350</b>
BUREL Chloé	20.600	18.300	21.200	18.650	(9)	78.750
FLOCH Lola	20.700	15.550	19.700	17.200	(69)	73.150
GOBEAUD Marie	20.400	17.050	19.050	16.450	(73)	72.950
HUON Garance	19.000	16.650	19.550	17.100	(86)	72.300
SCANFF Jane	20.350	16.850	17.850	17.150	(87)	72.200
<b>14 ASSOCIATION GYMNIQUE DE PLOUGASTEL</b>	<b>Equipe 2</b>					
<b>FRA PLOUGASTEL</b>	<b>62.450</b>	<b>54.250</b>	<b>58.800</b>	<b>51.600</b>		<b>227.100</b>
LOEBY Emma Louise	21.150	17.850	19.900	17.850	(23)	76.750
MATTE Elisa	20.650	18.000	19.350	17.250	(43)	75.250
PERCHOC Léonie	20.550	17.850	19.550	16.500	(49)	74.450
RIOU Léa	20.650	18.400	17.950	16.150	(70)	73.150
<b>15 VIGILANTS DE L'OUEST</b>	<b>Equipe 2</b>					
<b>FRA RENNES</b>	<b>63.100</b>	<b>52.800</b>	<b>58.150</b>	<b>52.150</b>		<b>226.200</b>
GRAISSA Marwa	21.350	19.400	18.700	16.200	(35)	75.650
GUILLOUET Servane	20.650	17.000	19.900	16.850	(50)	74.400
HASEGAWA Julie	20.950	16.400	19.400	17.200	(58)	73.950
EL HADDIOU Chaima	20.550	16.000	18.850	17.550	(72)	72.950
GAIGNOUX Auréline	20.800	16.100	18.150	17.400	(82)	72.450
<b>16 UNION SPORTIVE LIFFREENNE</b>	<b>Equipe 2</b>					
<b>FRA LIFFRE</b>	<b>63.250</b>	<b>53.150</b>	<b>57.100</b>	<b>52.350</b>		<b>225.850</b>
BORTOT Camille	21.100	18.250	18.450	17.700	(39)	75.500
BUSSON Manon	20.950	16.850	19.150	17.400	(52)	74.350
OLLIVIER Veia	21.200	16.200	19.500	17.250	(53)	74.150
GEFFLOT Louana	20.950	18.000	16.150	16.950	(88)	72.050
BAISNEE Axelle	20.900	16.900	17.800	14.950	(96)	70.550
<b>17 LEGION ST-PIERRE BREST GYM</b>	<b>Equipe 2</b>					
<b>FRA BREST</b>	<b>62.550</b>	<b>53.150</b>	<b>55.800</b>	<b>51.150</b>		<b>222.650</b>
DJENIDI Juliette	21.250	19.050	17.550	17.850	(34)	75.700
FONTAINE Maiwen	20.650	17.100	19.350	15.650	(75)	72.750
CAROFF Perrine	20.650	15.750	18.900	17.000	(84)	72.300
WEBER SEGARRA Anna	20.600	17.000	17.400	16.300	(93)	71.300
<b>18 CERCLE PAUL BERT</b>	<b>Equipe 2</b>					
<b>FRA RENNES</b>	<b>61.050</b>	<b>53.850</b>	<b>56.950</b>	<b>50.400</b>		<b>222.250</b>
ONNO Elara	20.300	18.150	18.800	16.700	(59)	73.950
PAJOT Eloïse	20.600	18.500	18.850	15.450	(65)	73.400
BRACQ Héloïse	19.650	17.200	16.500	16.850	(99)	70.200
LAKOUISS-LE MEUR Chems	20.150	11.300	19.300	16.850	(110)	67.600
TRIHAN Louise					(123)	0.000

souligné = meilleur total

\_GENEQU\_GAF.RPT du 25/05/2013 - 5.4.010 LOCAL - mono -

validé le samedi 25 mai 2013 à 20:47 - 3/5



## Palmarès détaillé des équipes / Full team results

### SAINT BRIEUC

#### REGION DR EQUIPE GAF

25/05/2013 au 26/05/2013

Fédération Française  
de Gymnastique

R0052415.23645.00

JURY D et E

2415

### Circuits Educatifs Excellence Poussines

### FINALES

Club / Association Ville / Town					Pen.	Total Score
<b>19 FLECHE GYMNIQUE GUILERIEENNE</b>	<b>Equipe 2</b>					
<b>FRA GUILERS</b>	<b>61.750</b>	<b>52.700</b>	<b>53.450</b>	<b>54.000</b>		<b>221.900</b>
LE GRAND Ninon	20.750	16.850	19.000	17.400	(57)	74.000
BELEC Justine	20.950	17.200	16.850	17.650	(78)	72.650
GRET Charlotte	20.050	18.150	15.400	18.950	(79)	72.550
SEVELLEC Tifenn	18.650	17.350	16.450	16.850	(103)	69.300
RIAUX Adelia	18.350	15.600	17.600	15.500	(115)	67.050
<b>20 TOUR D AUVERGNE</b>	<b>Equipe 2</b>					
<b>FRA RENNES</b>	<b>62.400</b>	<b>49.250</b>	<b>55.650</b>	<b>53.900</b>		<b>221.200</b>
GUINE Alice	20.600	16.650	18.650	17.350	(67)	73.250
FALL Mariame	21.000	13.450	18.750	19.150	(83)	72.350
BARRE Alix	20.250	16.350	18.000	17.400	(89)	72.000
MASSET Elisa	20.800	15.250	18.250	16.400	(95)	70.700
RABASTE Ines	19.800	16.250	17.250	17.000	(97)	70.300
<b>21 MORLAIX SAINT POL GYMNASTIQUE</b>	<b>Equipe 6</b>					
<b>FRA MORLAIX</b>	<b>57.000</b>	<b>52.950</b>	<b>57.200</b>	<b>50.450</b>		<b>217.600</b>
CHEREC-BAINEY Cassiopé	19.200	18.250	19.200	16.400	(71)	73.050
KERANGUEVEN Enza	18.800	17.950	18.400	17.350	(81)	72.500
BASCOP Awena	19.000	16.750	19.450	16.700	(91)	71.900
APPERE Fany	18.650	15.850	18.550	16.050	(104)	69.100
DUPREZ Loeïza	18.650	16.650	18.400	13.650	(112)	67.350
<b>22 CROZON-MORGAT GYM</b>	<b>Equipe 2</b>					
<b>FRA CROZON</b>	<b>59.150</b>	<b>52.050</b>	<b>53.300</b>	<b>52.750</b>		<b>217.250</b>
DANIEL Elea	20.900	17.600	19.000	17.800	(41)	75.300
ZENNER Zoe	19.300	17.900	16.200	18.200	(92)	71.600
JANEIRO-FORTES Inés	18.950	16.550	16.450	16.550	(106)	68.500
MAZE Maya	18.900	16.300	16.950	15.900	(107)	68.050
BOZENNEC Anaïs	18.700	14.050	17.350	16.750	(116)	66.850
<b>23 MORLAIX SAINT POL GYMNASTIQUE</b>	<b>Equipe 4</b>					
<b>FRA MORLAIX</b>	<b>57.500</b>	<b>52.600</b>	<b>56.950</b>	<b>49.700</b>		<b>216.750</b>
DANIEL Romane	19.300	17.950	19.000	16.050	(85)	72.300
DES COGNETS JULIE Lou	18.850	16.900	19.550	16.700	(90)	72.000
LE VAY Coleen	18.800	17.500	18.400	15.600	(98)	70.300
DES COGNETS JULIE Tess	19.050	17.150	17.450	16.450	(100)	70.100
ESTANEZ-AGUAS Elynn	19.150	16.000	17.900	16.550	(102)	69.600
<b>24 OLYMPIQUE CLUB CESSONNAIS</b>	<b>Equipe 2</b>					
<b>FRA CESSON SEVIGNE</b>	<b>61.350</b>	<b>49.400</b>	<b>52.300</b>	<b>48.850</b>		<b>211.900</b>
PEREIRA Zoe	20.850	17.350	19.300	18.150	(36)	75.650
WAGNER Louise	20.400	15.500	18.050	14.850	(105)	68.800
ROMELLE Timea	20.100	16.550	14.950	15.850	(111)	67.450

souligné = meilleur total

\_GENEQU\_GAF.RPT du 25/05/2013 - 5.4.010 LOCAL - mono -

validé le samedi 25 mai 2013 à 20:47 - 4/5



## Palmarès détaillé des équipes / Full team results

### SAINT BRIEUC

REGION DR EQUIPE GAF

25/05/2013 au 26/05/2013

Fédération Française  
de Gymnastique

R0052415.23645.00

JURY D et E

2415

### Circuits Educatifs Excellence Poussines

### FINALES

Club / Association Ville / Town					Pen.	Total Score
<b>25 MORLAIX SAINT POL GYMNASTIQUE</b>	<b>Equipe 2</b>					
<b>FRA MORLAIX</b>	<b>41.950</b>	<b>54.100</b>	<b>57.750</b>	<b>53.900</b>		<b>207.700</b>
LAYOUR Manon	21.050	19.100	19.900	18.150	(15)	78.200
RALLON Elisa	20.900	17.000	18.400		(117)	56.300
KREIDLER Maïwenn	0.000	18.000	19.450	18.550	(118)	56.000
GUILLO-GUILLOT Lauryn				17.200	(120)	17.200
<b>26 LA BRETONNE GYMNIC CLUB</b>	<b>Equipe 2</b>					
<b>FRA SAINT BRIEUC</b>	<b>56.700</b>	<b>47.700</b>	<b>51.300</b>	<b>46.800</b>		<b>202.500</b>
THEISEN Morgane	18.800	16.350	17.000	15.550	(109)	67.700
HELLIO Allison	18.950	16.000	17.000	15.250	(113)	67.200
CHIRON Clervie	18.500	15.350	17.300	16.000	(114)	67.150
REBOURS Lilou	18.950	14.650	16.900		(119)	50.500
GUIDOUX Morgane					(122)	0.000

souligné = meilleur total

\_GENEQU\_GAF.RPT du 25/05/2013 - 5.4.010 LOCAL - mono -

validé le samedi 25 mai 2013 à 20:47 - 5/5



## Palmarès détaillé des équipes / Full team results

### SAINT BRIEUC

REGION DR EQUIPE GAF

25/05/2013 au 26/05/2013

Fédération Française  
de Gymnastique

R0052420.23646.00

JURY D et E

2420

### Circuits Educatifs Excellence Benjamins

### FINALES

Club / Association Ville / Town					Pen.	Total Score
<b>1 MORLAIX SAINT POL GYMNASTIQUE</b>	<b>Equipe 2</b>					
<b>FRA MORLAIX</b>	<b>64.450</b>	<b>60.850</b>	<b>59.100</b>	<b>57.650</b>		<b>242.050</b>
<u>MABEAU Nora</u>	21.600	<u>20.700</u>	20.150	19.850	(1)	<u>82.300</u>
QUEMENEUR Sarah	21.050	20.050	19.850	18.100	(6)	79.050
VOSSART Laurène	21.200	20.100	19.100	18.550	(7)	78.950
MORVAN Loeiza	<u>21.650</u>	19.400	17.700	19.250	(13)	78.000
SCRAGAIN-CHATARD Coline	20.900	19.750	18.600	18.450	(19)	77.700
<b>2 CLUB GYMNIQUE LANNION</b>	<b>Equipe 2</b>					
<b>FRA LANNION</b>	<b>64.400</b>	<b>58.450</b>	<b>58.100</b>	<b>59.950</b>		<b>240.900</b>
SAUVETRE Anaë	21.550	19.250	19.300	<u>21.400</u>	(2)	81.500
LE BORGNE Lorène	21.050	19.450	<u>20.150</u>	19.500	(3)	80.150
SALOMON Ninon	21.550	19.750	18.400	19.050	(8)	78.750
BERTHELOT Pauline	21.300	18.400	18.650	18.350	(27)	76.700
<b>3 LA QUIMPEROISE</b>	<b>Equipe 2</b>					
<b>FRA QUIMPER</b>	<b>63.350</b>	<b>61.600</b>	<b>57.600</b>	<b>57.250</b>		<b>239.800</b>
BOSSER Cylia	21.000	20.450	19.400	19.000	(4)	79.850
STEPHAN Maëla	20.600	20.550	17.750	20.200	(5)	79.100
KERMORGANT MARTIN Eloïse	21.000	19.250	19.150	18.050	(21)	77.450
ALLANIC Maelen	21.150	19.750	17.900	17.500	(35)	76.300
GUIET Anastasia	21.200	20.600	19.050	14.500	(49)	75.350
<b>4 AMICALE LAIQUE PLOEMEUR</b>	<b>Equipe 2</b>					
<b>FRA PLOEMEUR</b>	<b>63.900</b>	<b>58.250</b>	<b>56.800</b>	<b>55.500</b>		<b>234.450</b>
CORNUAULT Elea	21.250	19.650	18.400	19.000	(11)	78.300
GEVREY Angela	21.500	19.000	19.300	18.350	(12)	78.150
MAURY Oceane	19.600	19.600	19.050	18.150	(33)	76.400
DORGERE Fanny	21.150	18.400	18.350	15.650	(73)	73.550
MIGNOT Oceane	20.650	16.900	18.450	15.850	(93)	71.850
<b>5 LA QUIMPEROISE</b>	<b>Equipe 2</b>					
<b>FRA QUIMPER</b>	<b>64.000</b>	<b>60.750</b>	<b>55.950</b>	<b>53.550</b>		<b>234.250</b>
BOIDEL Clara	21.050	20.450	19.050	17.400	(14)	77.950
PRIGENT Romane	21.450	20.200	17.950	18.150	(17)	77.750
PRIGENT Margot	21.450	19.800	17.600	18.000	(24)	76.850
CHAN Lea	21.100	20.100	18.950	15.400	(45)	75.550
MENIER Léa	20.350	19.900	17.200	17.350	(56)	74.800
<b>6 LEGION ST-PIERRE BREST GYM</b>	<b>Equipe 2</b>					
<b>FRA BREST</b>	<b>62.750</b>	<b>59.350</b>	<b>57.200</b>	<b>54.550</b>		<b>233.850</b>
LESPAGNE Lou-anne	21.050	19.550	18.850	19.100	(9)	78.550
KERBEL Tess	20.650	18.950	19.600	17.300	(31)	76.500
HMIDI Nesrine	21.050	19.900	17.300	17.950	(37)	76.200
NIMERENCO Irina	18.700	19.900	18.750	17.500	(55)	74.850
ROLLIN Célia	16.850	15.150	16.300	14.700	(120)	63.000

souligné = meilleur total

\_GENEQU\_GAF.RPT du 25/05/2013 - 5.4.010 LOCAL - mono -

validé le samedi 25 mai 2013 à 20:47 - 1/5

## Palmarès détaillé des équipes / Full team results

### SAINT BRIEUC

#### REGION DR EQUIPE GAF

25/05/2013 au 26/05/2013

Fédération Française  
de Gymnastique





R0052420.23646.00

JURY D et E

2420

#### Circuits Educatifs Excellence Benjamines

#### FINALES

Club / Association Ville / Town					Pen.	Total Score
<b>7 OLYMPIQUE CLUB CESSONNAIS</b>						
FRA <b>CESSON SEVIGNE</b>	<b>63.200</b>	<b>59.650</b>	<b>56.700</b>	<b>52.600</b>		<b>232.150</b>
DRAVET Amandine	21.300	20.450	18.400	18.250	(10)	78.400
GUERIN Célia	20.850	19.700	18.550	17.250	(34)	76.350
DELILE Julie	20.500	19.500	18.150	16.400	(60)	74.550
VILLERET Lucile	21.050	16.700	19.250	17.100	(65)	74.100
BRUNI Emma	19.700	19.050	18.900	15.900	(76)	73.550
<b>8 PATRONAGE LAIQUE AURAY</b>						
FRA <b>AURAY</b>	<b>64.100</b>	<b>58.300</b>	<b>55.350</b>	<b>53.700</b>		<b>231.450</b>
LE GLOAHEC Coralie	21.550	20.000	18.400	17.950	(15)	77.900
AUPICQ Mailys	21.150	19.450	19.350	17.500	(20)	77.450
PLA Marie	21.400	18.550	17.600	18.250	(41)	75.800
BOUQUIN Line	21.100	18.850	17.400	16.200	(74)	73.550
COUDERC Mathilde		16.850	17.150	16.350	(123)	50.350
<b>9 CLUB OLYMPIQUE PACEEN</b>						
FRA <b>PACE</b>	<b>63.400</b>	<b>58.000</b>	<b>57.100</b>	<b>52.800</b>		<b>231.300</b>
ANGOT Audrey	20.850	19.700	19.550	16.650	(26)	76.750
LE GALL Loan	21.500	18.600	18.250	18.300	(29)	76.650
ALLEE Fanny	21.000	19.400	19.300	16.000	(43)	75.700
COUVE Margot	20.900	18.900	16.950	17.850	(58)	74.600
<b>10 CLUB GYMNIQUE LANNION</b>						<b>Equipe 2</b>
FRA <b>LANNION</b>	<b>63.250</b>	<b>55.450</b>	<b>57.000</b>	<b>54.750</b>		<b>230.450</b>
REMOND Selma	21.000	18.550	19.500	18.800	(16)	77.850
BENOIST Jeanne	21.350	18.400	19.400	17.600	(25)	76.750
LE LOUER Bleuenn	20.900	18.500	18.100	18.350	(40)	75.850
NICOL Flavie	20.800	16.200	17.550	16.850	(95)	71.400
<b>11 FLECHE GYMNIQUE GUILERENNE</b>						
FRA <b>GUILERS</b>	<b>62.500</b>	<b>59.850</b>	<b>56.200</b>	<b>50.950</b>		<b>229.500</b>
DESNEUX Elisa	21.050	20.150	18.700	16.400	(36)	76.300
QUEFFELEC Oceane	20.650	19.850	18.250	17.200	(39)	75.950
LE TERREC Maëlle	20.800	19.800	18.750	16.400	(42)	75.750
VILLETTE Chloé	20.300	17.950	18.750	17.350	(63)	74.350
PRUVOST Julie	20.550	19.850	18.400		(121)	58.800
<b>12 ASSOCIATION GYMNIQUE DE PLOUGASTEL</b>						
FRA <b>PLOUGASTEL</b>	<b>62.200</b>	<b>59.150</b>	<b>55.700</b>	<b>52.000</b>		<b>229.050</b>
RIOU Tifenn	21.000	19.950	18.800	17.950	(18)	77.700
AGBOGBO Déborah	20.550	19.550	18.500	17.000	(44)	75.600
SIMON Lou	20.650	19.650	18.400	16.750	(47)	75.450
KERSIMON Fantine	19.750	18.400	16.950	17.050	(89)	72.150
DANIEL Elodie					(125)	0.000

souligné = meilleur total

\_GENEQU\_GAF.RPT du 25/05/2013 - 5.4.010 LOCAL - mono -

validé le samedi 25 mai 2013 à 20:47 - 2/5

## Palmarès détaillé des équipes / Full team results

### SAINT BRIEUC

#### REGION DR EQUIPE GAF

25/05/2013 au 26/05/2013

Fédération Française  
de Gymnastique





R0052420.23646.00

JURY D et E

2420

#### Circuits Educatifs Excellence Benjamines

#### FINALES

Club / Association Ville / Town					Pen.	Total Score
<b>13 CLUB SPORTIF BETTON</b>						
FRA <b>BETTON</b>	<b>63.400</b>	<b>55.500</b>	<b>56.750</b>	<b>53.250</b>		<b>228.900</b>
GUINET Marion	21.050	18.800	18.900	17.800	(30)	76.550
BOIVIN Ilona	21.150	18.450	18.550	18.250	(32)	76.400
DESCOTTES Clara	21.100	17.400	19.300	17.200	(54)	75.000
ALSAC Cécilia	21.150	18.250	15.450	16.500	(96)	71.350
JINGUENE Louise		18.050	18.500	16.800	(122)	53.350
<b>14 GYM DES 3 ABERS</b>						
FRA <b>PLOUDALMEZEAU</b>	<b>61.100</b>	<b>58.500</b>	<b>55.400</b>	<b>52.350</b>		<b>227.350</b>
CORDIER Maëlys	20.900	19.200	19.350	16.500	(38)	75.950
DENIEL Coralie	19.600	20.050	15.500	18.600	(69)	73.750
MARREC Alexia	20.600	19.250	18.050	15.800	(72)	73.700
MAGALHAES Séléna	19.200	17.300	18.000	17.250	(94)	71.750
<b>15 MORLAIX SAINT POL GYMNASTIQUE</b>						<b>Equipe 3</b>
FRA <b>MORLAIX</b>	<b>62.450</b>	<b>54.450</b>	<b>56.300</b>	<b>53.500</b>		<b>226.700</b>
CABIOCH Jeanne	20.650	18.000	19.000	17.750	(48)	75.400
KERRIOU Ninon	20.400	18.950	18.800	17.200	(50)	75.350
LE JEUNE Justine	21.250	17.500	17.800	18.550	(51)	75.100
COLIN Gaïa	20.550	16.750	18.500	16.200	(91)	72.000
DUCHESNE Alwena	18.700	15.200	17.100	17.050	(115)	68.050
<b>16 AVENIR DE RENNES</b>						
FRA <b>RENNES</b>	<b>62.400</b>	<b>57.150</b>	<b>54.750</b>	<b>52.100</b>		<b>226.400</b>
BESNARD Roza	20.950	19.650	18.450	17.650	(28)	76.700
MICHEL Zelma	20.600	19.450	18.600	16.400	(53)	75.050
SOURIMANT Lili-mary	20.850	18.050	17.050	17.800	(68)	73.750
ROUSSEAU Elise	20.450	17.500	17.700	15.350	(99)	71.000
LORENT Alizée	19.800	16.450	17.500	16.650	(107)	70.400
<b>17 LA DINANNAISE</b>						
FRA <b>DINAN</b>	<b>62.700</b>	<b>54.250</b>	<b>54.050</b>	<b>54.850</b>		<b>225.850</b>
HERCOUET Juliette	21.150	18.950	18.700	18.400	(22)	77.200
PANHALEUX Anaëlle	20.850	17.450	18.500	18.250	(52)	75.050
MORIN Armeline	20.700	17.650	15.350	18.200	(92)	71.900
BELLEC Lea	20.600	17.650	16.850	16.200	(97)	71.300
<b>18 MORLAIX SAINT POL GYMNASTIQUE</b>						<b>Equipe 2</b>
FRA <b>MORLAIX</b>	<b>60.350</b>	<b>54.900</b>	<b>56.800</b>	<b>53.550</b>		<b>225.600</b>
SAOUT Elina	21.050	18.250	19.200	18.700	(23)	77.200
ENGLER Yuna	18.350	19.200	18.650	18.200	(62)	74.400
ESTANEZ-AGUAS Rozenn	20.950	17.450	18.950	16.650	(67)	74.000

souligné = meilleur total

\_GENEQU\_GAF.RPT du 25/05/2013 - 5.4.010 LOCAL - mono -

validé le samedi 25 mai 2013 à 20:47 - 3/5





## Palmarès détaillé des équipes / Full team results

### SAINT BRIEUC

#### REGION DR EQUIPE GAF

25/05/2013 au 26/05/2013

Fédération Française  
de Gymnastique





R0052420.23646.00

JURY D et E

2420

### Circuits Educatifs Excellence Benjamines

### FINALES

Club / Association Ville / Town					Pen.	Total Score
<b>19 AMICALE LAIQUE PLOEMEUR</b>	<b>Equipe 2</b>					
FRA PLOEMEUR	<b>63.150</b>	<b>53.900</b>	<b>55.750</b>	<b>51.100</b>		<b>223.900</b>
RIGAL Léa	21.100	18.000	18.500	17.900	(46)	75.500
CORMIER Juliette	21.150	17.600	18.600	16.350	(70)	73.700
RAUDE Bleuven	20.850	18.300	17.700	16.850	(71)	73.700
PETITTEL Margaux	20.900	17.250	18.650	16.250	(78)	73.050
<b>20 UNION SPORTIVE LIFFRENNNE</b>	<b>Equipe 2</b>					
FRA LIFFRE	<b>63.450</b>	<b>54.800</b>	<b>52.800</b>	<b>50.250</b>		<b>221.300</b>
DIEUSET Emma	21.600	18.300	17.550	17.100	(59)	74.550
MERET Louna	21.050	19.850	17.250	15.850	(66)	74.000
DELAUNAY Perrine	20.800	16.650	18.000	17.300	(82)	72.750
<b>21 GARDE ST IVY GYMNASTIQUE</b>	<b>Equipe 2</b>					
FRA PONTIVY	<b>60.700</b>	<b>56.400</b>	<b>51.850</b>	<b>51.900</b>		<b>220.850</b>
HENRY Camille	21.050	19.250	16.900	15.550	(81)	72.750
LE HELLAYE Clarisse	19.350	17.600	17.200	18.550	(83)	72.700
LE BALCH Léane	19.050	18.000	17.750	17.800	(86)	72.600
JEGOUREL Bertille	20.300	19.150	15.000	15.450	(110)	69.900
<b>22 GYM CLUB DE LECOUSSE</b>	<b>Equipe 2</b>					
FRA LECOUSSE	<b>62.000</b>	<b>51.600</b>	<b>53.550</b>	<b>53.400</b>		<b>220.550</b>
VALLEE Clémence	20.900	17.800	18.350	17.600	(57)	74.650
MARTSINKEVISTCH Clara	20.350	17.000	17.250	18.400	(80)	73.000
IZEMBAR Laurie	20.650	16.800	17.800	17.400	(85)	72.650
AUSSANT Jeanne	20.450	16.750	17.400	16.400	(100)	71.000
<b>23 CERCLE PAUL BERT</b>	<b>Equipe 2</b>					
FRA RENNES	<b>62.950</b>	<b>54.000</b>	<b>51.350</b>	<b>51.600</b>		<b>219.900</b>
TRUBERT-AKE Méliane	21.100	18.050	17.300	18.050	(61)	74.500
LE MASSON Ambre	20.650	17.850	15.900	16.600	(98)	71.000
BIVAUD Audrey	21.200	17.700	18.150	13.900	(101)	70.950
LADMIRAULT Solène	19.050	18.100	15.850	16.950	(109)	69.950
<b>24 DINARD-GYM</b>	<b>Equipe 2</b>					
FRA DINARD	<b>63.100</b>	<b>54.400</b>	<b>52.800</b>	<b>47.350</b>		<b>217.650</b>
SANNICOLA Manoli	21.150	18.050	18.100	16.200	(77)	73.500
HUDEBINE Maëlle	20.750	18.500	17.500	15.250	(90)	72.000
DRAGONNE Ornella	21.200	16.600	16.700	15.900	(106)	70.400
SOHIER Eve	20.650	17.850	16.550	14.750	(111)	69.800
MARTIN Laura	20.450	16.900	17.200	15.050	(113)	69.600

souligné = meilleur total

\_GENEQU\_GAF.RPT du 25/05/2013 - 5.4.010 LOCAL - mono -

validé le samedi 25 mai 2013 à 20:47 - 4/5



## Palmarès détaillé des équipes / Full team results

### SAINT BRIEUC

#### REGION DR EQUIPE GAF

25/05/2013 au 26/05/2013

Fédération Française  
de Gymnastique





R0052420.23646.00

JURY D et E

2420

### Circuits Educatifs Excellence Benjamines

### FINALES

Club / Association Ville / Town					Pen.	Total Score
<b>25 LA BRETONNE GYMNIC CLUB</b>	<b>Equipe 2</b>					
FRA SAINT BRIEUC	<b>62.800</b>	<b>55.650</b>	<b>53.750</b>	<b>44.750</b>		<b>216.950</b>
GELAS Marianne	21.400	19.100	18.750	14.950	(64)	74.200
SAUER Eva	20.800	17.050	17.750	15.250	(103)	70.850
OLIVIER Marussia	20.300	19.500	16.050	13.700	(114)	69.550
IDRES Claire	20.600	15.150	17.250	14.550	(117)	67.550
<b>26 ASSOCIATION GYMNIQUE LES KERHORRES</b>	<b>Equipe 2</b>					
FRA LE RELECQ-KERHUON	<b>57.550</b>	<b>50.650</b>	<b>54.400</b>	<b>51.950</b>		<b>214.550</b>
HADADCHA Kella	19.050	18.000	18.200	17.450	(84)	72.700
GEFFROY Enza	19.100	18.150	17.500	15.850	(105)	70.600
MASSON Lilou	19.300	14.500	18.650	17.250	(112)	69.700
CABUS Lauryne	19.150	13.700	17.550	17.250	(116)	67.650
<b>27 LA DINANNAISE</b>	<b>Equipe 2</b>					
FRA DINAN	<b>62.300</b>	<b>51.200</b>	<b>51.100</b>	<b>49.150</b>		<b>213.750</b>
MEULOT Aïx	20.600	17.900	17.000	16.700	(87)	72.200
TAILLEBOIS Emma	20.650	17.100	17.400	15.800	(102)	70.950
LESTREE Tasnim	21.050	16.200	16.700	16.650	(104)	70.600
LEON Clémence					(124)	0.000
<b>28 VOLONTAIRES JANZEENS</b>	<b>Equipe 2</b>					
FRA JANZE	<b>57.050</b>	<b>51.300</b>	<b>53.200</b>	<b>50.250</b>		<b>211.800</b>
CLEMENT Anne-elise	18.700	18.150	18.050	17.300	(88)	72.200
ZYNDA Maëlys	19.400	16.700	17.450	16.650	(108)	70.200
HAMARD Ilana	18.900	14.200	17.700	16.300	(118)	67.100
DUMAST Amélie	18.750	16.450	15.200	14.600	(119)	65.000
<b>29 VIGILANTS DE L'OUEST</b>	<b>Equipe 2</b>					
FRA RENNES	<b>41.450</b>	<b>36.000</b>	<b>35.100</b>	<b>34.000</b>		<b>146.550</b>
FREROUX Marine	20.900	17.900	17.550	17.200	(75)	73.550
BISSAOUI Nora	20.550	18.100	17.550	16.800	(79)	73.000

souligné = meilleur total

\_GENEQU\_GAF.RPT du 25/05/2013 - 5.4.010 LOCAL - mono -

validé le samedi 25 mai 2013 à 20:47 - 5/5